

بِسْمِ اللَّهِ الرَّحْمَنِ الرَّحِيمِ

IN THE NAME OF ALLAH THE COMPASSIONATE THE MERCIFUL

# انگلیسی

سال سوم دوره راهنمایی تحصیلی

مرحله دوم تعلیمات عمومی

وزارت آموزش و پرورش  
سازمان پژوهش و برنامه‌ریزی آموزشی

برنامه‌ریزی محتوا و نظارت بر تألیف : دفتر تألیف کتاب‌های درسی ابتدایی و متوسطه نظری

نام کتاب : انگلیسی سوم راهنمایی - ۱۴۰

مؤلفان : دکتر پرویز بیرجندی، دکتر ابوالقاسم سهیلی

بازنگری و اصلاح : عفت‌السادات شهرتاش

آماده‌سازی و نظارت بر چاپ و توزیع : اداره کل نظارت بر نشر و توزیع مواد آموزشی

تهران : خیابان ایرانشهر شمالی - ساختمان شماره ۴ آموزش و پرورش (شهید موسوی)

تلفن : ۸۸۸۳۱۱۶۱ - ۹، دورنگار : ۸۸۳۰۹۲۶۶، کد پستی : ۱۵۸۴۷۴۷۳۵۹

وبسایت : [www.chap.sch.ir](http://www.chap.sch.ir)

نقاش : محمدحسین تهرانی

صفحه‌آرا : خدیجه محمدی

طراح جلد : مریم کیوان

ناشر : شرکت چاپ و نشر کتاب‌های درسی ایران - تهران - کیلومتر ۱۷ جاده مخصوص کرج - خیابان ۶۱ (داروپخش)


تلفن : ۴۴۹۸۵۱۶۱ - ۵، دورنگار : ۴۴۹۸۵۱۶۰، صندوق پستی : ۱۳۹ - ۳۷۵۱۵

چاپخانه : شرکت چاپ و نشر کتاب‌های درسی ایران «سهامی خاص»

سال انتشار : ۱۳۹۲

حق چاپ محفوظ است.

شابک ۷-۳۳۴-۰۵-۹۶۴ ISBN 964-05-0334-7



پیشتر به زبان (خارجی) احتیاج نبود. امروز احتیاج است. باید زبان‌های  
زنده‌ی دنیا جزء برنامه‌ی تبلیغات مدارس باشد... امروز مثل دیروز نیست که  
صدای ما از ایران بیرون نمی‌رفت. امروز ما می‌توانیم در ایران باشیم و در همه  
جای دنیا با زبان دیگری تبلیغ کنیم.

امام خمینی (ره)

## سخنی با معلّم

زبان خارجی یکی از دروس اصلی و مهم در نظام آموزشی کشور ماست. تأکید و توجه کنونی سیاست‌گزاران و مسئولان به امر آموزش زبان فرصت مغتنمی است برای همه کسانی که به نحوی در این امر مشارکت دارند؛ از این رو بر همه ماست که با جذب این حمایت‌ها در امر توسعه آموزش زبان در کشور بکوشیم.

در مقام یک معلّم ایجاد انگیزه یادگیری در دانش‌آموزان یکی از مهم‌ترین مسئولیت‌های شما همکاران محترم است. روش تدریس شما می‌تواند در این راستا بسیار مؤثرتر باشد. به منظور تسهیل این امر نمونه مواد آموزشی تکمیلی در پایگاه اینترنتی گروه زبان‌های خارجی به نشانی

<http://eng-dept.talif.sch.ir>

قرار داده شده است که به راحتی قابل استفاده در کلاس بوده و می‌تواند برخی از کاستی‌های این کتاب را برطرف کند. تألیف کتب جدید آموزش زبان که نیازمند فرآیندهای علمی خاص خود از قبیل پژوهش‌های نیازسنجی، تولید و اعتباربخشی راهنمای برنامه درسی است در آینده نزدیک عملی خواهد شد. هم‌اکنون، راهنمای برنامه درسی آموزش زبان خارجی تولید شده و در مرحله اعتباربخشی است. این راهنما در پایگاه اینترنتی گروه زبان‌های خارجی که در بالا ذکر شد قرار دارد. سپاسگزار خواهیم بود، اگر نظرات و انتقادات خود را در خصوص این راهنما به دفتر تألیف کتاب‌های درسی ابتدایی و متوسطه نظری ارسال فرمایید. موفقیت روزافزون شما آرزوی ماست.

## سخنی با دانش‌آموز

دانش‌آموز گرامی اهمیت یادگیری مفید یک زبان خارجی مانند انگلیسی بر هیچ کس پوشیده نیست. فراهم آوردن امکان ادامه تحصیل در دانشگاه‌ها، برای مطالعه و تحقیق درباره مطلبی مفید و یا استفاده از رایانه و اینترنت به زبان بین‌المللی چاره‌ای جز فراگیری مناسب زبان انگلیسی را به همراه ندارد. کوتاه سخن آن که امروزه همه به نوعی به دانستن این زبان به عنوان زبانی بین‌المللی نیاز دارند.

یادگیری زبان انگلیسی دشوار نیست؛ کافی است دستورالعمل‌های دبیر محترمتان را با دقت گوش کنید و به موقع، به مطالعه، تمرین و تکرار بپردازید. همچنین، به تلفظ گفته شده از زبان معلم یا نرم‌افزار آموزشی صوتی مربوط، دقت کنید. البته باید هم مطالب را با دقت گوش کنید و هم خودتان آن‌ها را بیان نمایید؛ زیرا، یادگیری زبان با شنیدن واژگان و جملات آغاز می‌شود و با تمرین و تکرار ادامه می‌یابد. در واقع، مراحل آموزش طبیعی هر زبانی چنین است: گوش دادن، سخن گفتن، خواندن و نوشتن. علاوه بر کتاب درسی، نرم‌افزار آموزشی صوتی و کتاب کار دانش‌آموزان دوره راهنمایی نیز برای توسعه فعالیت‌های یادگیری شما فراهم شده است تا با راهنمایی معلمان مورد استفاده شما قرار گیرند.

نرم‌افزار آموزشی صوتی زبان انگلیسی نیز که مکمل کتاب درسی شماست ضروری است در کلاس و منزل مورد استفاده قرار گیرد. این نرم‌افزار به منظور تقویت مهارت‌های شنیداری و خواندن شما تهیه گردیده است و دربرگیرنده بخش‌های منتخب کتاب درسی‌تان می‌باشد. در هنگام مطالعه سعی کنید با یادگیری هدفمند و با گوش دادن دقیق و تکرار و تمرین آگاهانه، فعالانه و خودباورانه و دقت در معنای متون شنیده شده به تدریج به سطح بالاتری از درک و فهم متون درسی رسیده و به مهارت خواندن معنادار و روان خوانی مناسب دست یابید. این تلاش موجب می‌گردد تا به اهداف آموزشی نزدیک گردیده و فعالیت‌های یادگیری خود را سامان بخشید.

موفق و سربلند باشید.

دفتر تألیف کتاب‌های درسی ابتدایی و متوسطه نظری

## REVIEW OF BOOK TWO

### A. Structure:

1. John and Akiko are friends. John teaches English to Akiko. Look at the pictures and complete the dialogues.




This is my hand.



I see, that is your hand.




These are my eyes.



I see, those are your eyes.



\_\_\_\_\_ ears.



I see, \_\_\_\_\_.



\_\_\_\_\_ nose.



I see, \_\_\_\_\_.



2. Ask questions and answer. Follow the model.



Is this my neck?



Yes, that is your neck.




Are \_\_\_\_\_?



Yes, \_\_\_\_\_.



Is \_\_\_\_\_?



Yes, \_\_\_\_\_.



Are \_\_\_\_\_?



Yes, \_\_\_\_\_.

3. Look at the pictures. Follow the example.

**Example:** (you)

Do you play football?  
Yes, I do.



(they)

1. \_\_\_\_\_?

Yes, \_\_\_\_\_.



(Mina)

2. \_\_\_\_\_?

Yes, \_\_\_\_\_.



(Miss Irani)

3. \_\_\_\_\_?

Yes, \_\_\_\_\_.



(Mina)

4. \_\_\_\_\_?

Yes, \_\_\_\_\_.



## Maryam's day

4. Look at the pictures and complete the sentences.

**Example:**

I get up at 6 o'clock  
every morning.



1. I \_\_\_\_\_ at \_\_\_\_\_.

2. I \_\_\_\_\_ at \_\_\_\_\_  
to \_\_\_\_\_.



3. I \_\_\_\_\_ to school by  
\_\_\_\_\_ at \_\_\_\_\_.



4. It's 8 o'clock ,and I \_\_\_\_\_  
in \_\_\_\_\_.



5. I go \_\_\_\_\_.



6. \_\_\_\_\_ at 4 in the  
afternoon.



7. \_\_\_\_\_ to bed  
\_\_\_\_\_.



8. On Fridays I \_\_\_\_\_  
in the morning.

## Ali's room

5. Find the things that are not in their right places. Follow the examples.

**Examples:**

There is a cup on the chair.

There are 3 books on the bed.

1. ....
2. ....
3. ....
4. ....
5. ....
6. ....



## B. Vocabulary

6. Circle the odd word out.

- |              |          |        |           |
|--------------|----------|--------|-----------|
| 1. doctor    | farmer   | friend | soldier   |
| 2. Today     | Saturday | Sunday | Thursday  |
| 3. well      | fine     | sick   | all right |
| 4. fork      | spoon    | plate  | scarf     |
| 5. black     | colour   | green  | white     |
| 6. afternoon | evening  | day    | morning   |
| 7. father    | mother   | family | child     |

7. Put the words under the right column.

neck - blue - baby - soldier - black - father - lip - farmer -  
nose - sister - doctor - arm - brown - mother - nurse - green

Family	Colours	Jobs	Body
Children	Yellow	Policeman	Face
.....	.....	.....	.....
.....	.....	.....	.....
.....	.....	.....	.....
.....	.....	.....	.....

## New Words And Expressions

Good luck.  
I see.

do homework

Jobs  
body



# LESSON ONE

## Dialogue

### Ahmad's Wallet



Amir : Oh, look! There's a wallet on the ground. Is it your wallet?

Ali: No, it isn't . The colour of my wallet is brown, but this one is yellow.

Amir : Perhaps it's Ahmad's. He is there at the bus stop.

Ali: I don't know Ahmad. What does he look like?

Amir : He's tall and thin and has short black hair.

## Understanding

**Give complete answers orally.**

1. Where is the wallet?
2. What colour is it?
3. Whose wallet is it?
4. Is Ahmad tall or short?
5. Where is Ahmad?

**Patterns:** *Listen and repeat.*

### A)

Zahra is a young girl, but her father is an old man.

She is short, but her brother is tall.

She is thin, but her sister is fat.

She has brown eyes, but her brother has black eyes.

She has a brown dress, but her sister has a black one.



## B)

**Betty**

**These are Betty's things.**



Betty's eraser is white.  
Betty's dress is beautiful.  
Betty's scarf is blue.  
Betty's pencils are red.

- Whose eraser is white?
- Betty's eraser is white.

**Peter**

**These are Peter's things.**



Peter's shirt is white.  
Peter's bicycle is new.  
The wheels of the bicycle are small.  
The colour of the bicycle is not black.

- Whose bicycle is new?
- Peter's bicycle is new.



## Oral Drills

*Close your books\*. Listen to the speaker and substitute the words in the pattern sentences.*

### A.

**This is a blue book.**

- |          |          |
|----------|----------|
| 1. large | 4. hard  |
| 2. small | 5. blue  |
| 3. easy  | 6. green |

### B.

**Parvin is a tall girl.**

- |                 |                |
|-----------------|----------------|
| 1. Ahmad /tall  | 4. Hadi /fat   |
| 2. Babak /happy | 5. Zahra /good |
| 3. Maryam /thin | 6. Reza /short |

\*also close your book.

C.

Mary's bag is on the table.

1. plate
2. dress
3. pencil
4. book

D.

This is the door of the house.

1. roof
2. wall
3. window
4. door

E. Look at the pictures and answer the questions.

Model:

Is Mr Hamidi tall or short?  
He is tall.



1. Is Amir fat or thin?

.....



2. Is Mina young or old?

.....



3. Is Akbar short or tall?

.....



4. Is this book blue or white?

.....

5. Is that house old or new?

.....

## Write It Down



**A.** Write complete sentences with the given words. Follow the example.

**Example:** blue book

This is a blue book.

1. tall boy .....
2. young woman .....
3. hard books .....
4. old man .....
5. long rulers .....
6. new car .....
7. big apples .....

**B.** Make new sentences.

**Example:**

It is a class. It is small.  
It is a small class.

1. Mr Hamidi is a teacher. He is young.  
.....
2. This is a house. It is big.  
.....
3. Mrs Amini is a woman. She is old.  
.....
4. Those are books. They are new.  
.....
5. Parvin is a student. She is thin.  
.....

**C.** Look at the pictures and make new sentences.

**Example:**

Bahman is a student.  
He is a tall student.



fat



tall



thin

1. Reza and Akbar are boys.  
.....
2. Parvin and her sister are students.  
.....



young

3. Mr Ahmadi is a teacher.

-----



old

4. My English teacher is a woman.

-----

**D. Put these words in the correct order.**

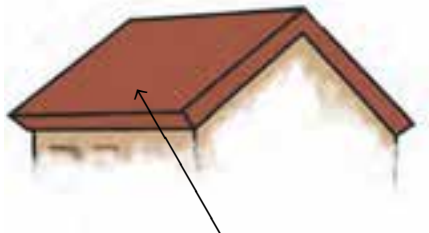
1. a - good - student - is - she?
2. was - red - a - it - car.
3. houses - are - these - new.
4. have - teachers - we - young.
5. were - trees - tall - there - the garden - in?

**E. Look at the pictures and complete the sentences.**

**Example:** This is the window of the classroom.



1. This is -----



2. This is -----



4. These are -----



3. This is -----



5. Those are -----





**F. Complete these sentences. Use the words in parentheses.**

**Example:** My sister's house is very small. (My sister)

1. ----- books are on the desk. (The student)
2. ----- dress is brown. (The girl)
3. I see ----- the table. (the legs)
4. It is ----- the house. (the wall)
5. I see ----- car near the garden. (my father)



**A. Look at these pictures. Ask questions and give answers. Follow the model.**

**Model:** old woman - in the room:  
 A: Do you see an old woman in the room?  
 B: Yes, I see an old woman in the room.



1. old bus - in the street  
 A: -----?  
 B: Yes, -----



2. young thin girls - in the picture  
 A: -----?  
 B: Yes, -----



3. tall girl- in the park  
 A: -----?  
 B: Yes, -----



4. small cats - under the table  
 A: -----?  
 B: Yes, -----

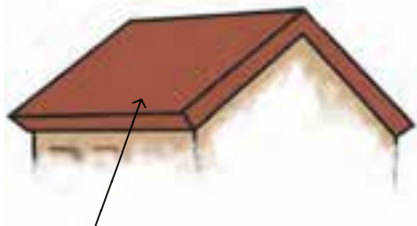
**B. Look at the pictures and answer the questions.**

1. What's that?



2. What's that?





3. What's that?



4. What are those?



5. What are those?



6. What are those?

## Read Aloud

/əʊ/

open	old
telephone	home



**R**ead



This is a picture of a park. You see some people in it. Mohsen and his father are sitting on a bench. Mohsen's father is reading a newspaper. But Mohsen is eating an ice - cream. He is fifteen years old.

There is a small bag on the bench. It's Mohsen's bag. You see a small bicycle near them. The wheels of the bicycle are small, too. It isn't Mohsen's bicycle. His bicycle is big.

Now answer these questions in complete sentences.

1. Is this a picture of a house?
2. Where are Mohsen and his father sitting?
3. What is Mohsen's father reading?
4. Is Mohsen eating a sandwich?
5. Do you see Mohsen's bicycle in the picture?
6. Are the wheels of Mohsen's bicycle very small?
7. How old is Mohsen?

## New Words And Expressions

beautiful

big

easy

fat

good

hard

large

long

new

old

short

small

tall

thin

young

bus - stop

eraser

garden

ground

ice - cream

know

leg

look like

near

of

one

people

perhaps

roof

sandwich

some

that / this one

them

thing

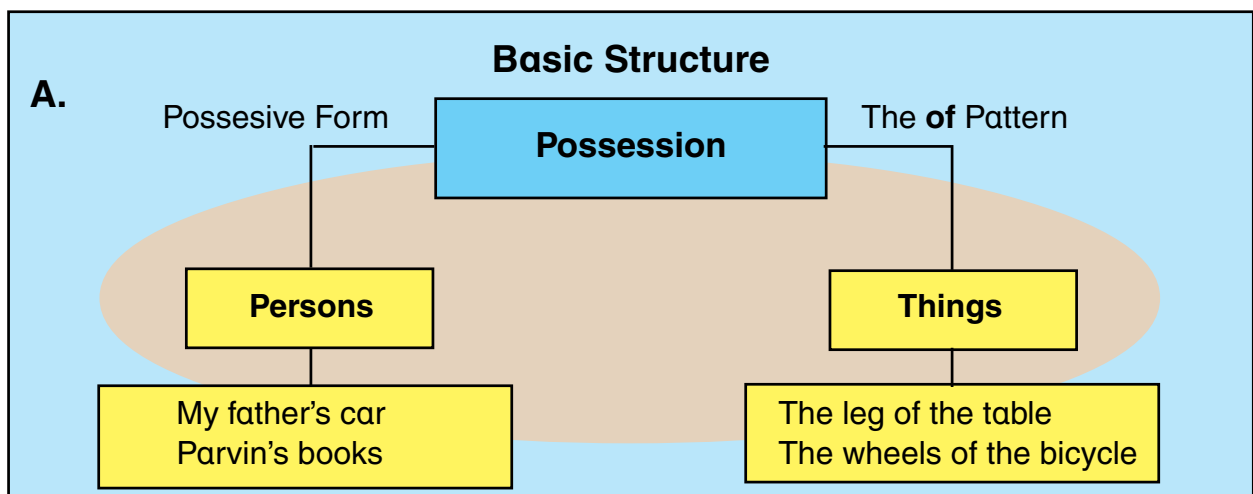
wallet

wheel

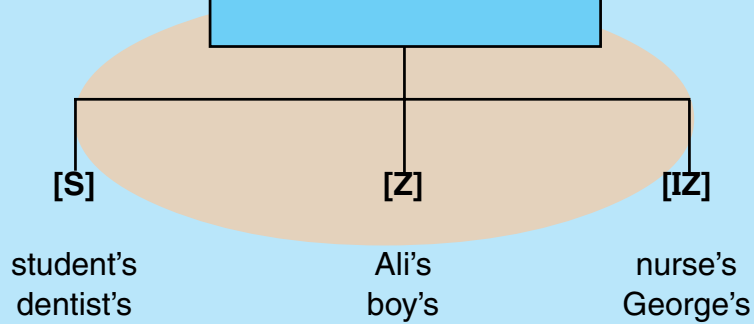
What does he look like?

How old is ...?

... fifteen years old.



## Pronunciation



**Comment:** The possessive form of a noun for a person is made by adding “ ’s ” (apostrophe s) at the end of the noun. For things we normally use “ of ” before the noun.

### B.

The book is

new.  
large.  
green.

. It is a

new  
large  
green

book.

The boys are

tall.  
short.  
fat.  
thin.

. They are

tall  
short  
fat  
thin

boys.

**Comment:** The words like white, large, tall, etc. are adjectives which can be used before **nouns** and after **be**.

# LESSON TWO

## Dialogue

### Our English Teacher



Nahid: Do you know our new teacher?  
Zahra: No, I don't. Who's she?  
Nahid: Mrs Tehrani. She teaches us English.  
Zahra: Is she a good teacher?  
Nahid: Yes, she is. All the students like her very much.  
Zahra: Does she speak Persian in the classroom?  
Nahid: No, she usually speaks English.

## Understanding

**Put True or False after each statement.**

1. Mrs Tehrani is an English teacher. ....
2. She usually speaks English in the classroom. ....
3. Nahid doesn't know Mrs Tehrani. ....
4. Mrs Tehrani teaches Zahra. ....
5. The students like her very much. ....





## **Patterns:** *Listen and repeat.*

### **A)**

- |                      |                           |
|----------------------|---------------------------|
| 1. I need a pen.     | Give me a pen, please.    |
| 2. We need a book.   | Give us a book, please.   |
| 3. He wants a ruler. | Give him a ruler, please. |
| 4. They need a ball. | Give them a ball, please. |
| 5. Mina wants a cup. | Give her a cup, please.   |

### **B)**

1. I usually go to school at 7.
2. The teacher always speaks English in the classroom.
3. We sometimes play football at school.
4. I often do my homework in the evening.
5. I never go to bed late.
6. In the morning, we are usually at school.
7. My father is always home\* on Fridays.



## **Oral Drills**

*Close your books\*. Listen to the speaker and substitute the words in the pattern sentences.*

### **A.**

**Do you know me?**

- |         |       |
|---------|-------|
| 1. him  | 4. us |
| 2. her  | 5. me |
| 3. them |       |

### **B.**

**Give me the book.**

- |                  |                        |
|------------------|------------------------|
| 1. her / a ruler | 4. us / the newspapers |
| 2. him / a spoon | 5. him / two plates    |
| 3. them / a ball |                        |

\*also at home

\*also close your book.

C.

**Reza always gets up late in the morning.**

- |              |            |
|--------------|------------|
| 1. often     | 4. usually |
| 2. sometimes | 5. always  |
| 3. never     |            |

D.

**I sometimes see him at school.**

- |                  |                |
|------------------|----------------|
| 1. always / them | 4. often / it  |
| 2. never / her   | 5. often / you |
| 3. usually / him |                |

E. Give complete answers.

**Model:**

Do you see Mary at school?  
Yes, I see her at school.  
-----

1. Do you come to school with Nahid?  
Yes, -----
2. Do you ride your bicycle to school?  
Yes, -----
3. Do you always wash your hands in the morning?  
Yes, -----
4. Do you often help your mother at home?  
Yes, -----
5. Do you sometimes see your English teacher in the street?  
Yes, -----

**Write It Down**



A. Rewrite the sentences. Follow the example.

**Example:**

I teach Reza English.  
I teach him English.  
-----

- |  |   |
|--|---|
| 1. I help my mother at home.<br>-----              | 4. He never helps Mina and me.<br>-----   |
| 2. We visit our grandfather every Friday.<br>----- | 5. Mina always helps her sister.<br>----- |
| 3. I clean my shoes every day.<br>-----            |   |

**B. Answer these questions.**

**Example:**

Does Mina help her friends?  
Yes, she helps them.  
-----

1. Do the boys know that man?  
Yes, -----
2. Does the teacher ask you many questions?  
Yes, -----
3. Does Hassan want that watch?  
Yes, -----
4. Does Ali see the bus?  
Yes, -----
5. Do the teachers help your brother?  
Yes, -----

**C. Ask questions. Follow the example.**

**Example:**

A: Do they usually watch TV in the evening?  
-----  
B: Yes, they usually watch TV in the evening.

1. A: -----?  
B: Yes, he usually speaks English in the classroom.
2. A: -----?  
B: Yes, they are always at school in the morning.
3. A: -----?  
B: Yes, he often plays football on Fridays.
4. A: -----?  
B: Yes, she sometimes gets up late.
5. A: -----?  
B: Yes, we often eat at a restaurant.

**D. Fill in the blanks in this letter. Use **my, your, our**.**

*Dear Reza,*

*Thanks for ----- letter and nice picture.  
Is that ----- house?*

*Here's a picture of ----- house. It has a  
nice garden and is famous for its flowers. In  
the picture you see ----- neighbours. They are  
very kind. Come and see us please.*

*----- friend  
Ahmad*






# Speak Out

**A. Answer the questions. Follow the model. Use him, her, them, ... .**

**Model:**

Do you help your mother at home?

Yes, I help her at home.

1. Does Mr Karimi teach the students English?  
No, -----
2. Do they help their mother every afternoon?  
Yes, -----
3. Do you visit your grandfather every Friday?  
Yes, -----
4. Does your friend see Ali in the street every day?  
No, -----

**B. Look at the pictures and answer the questions. Follow the model.**

**Model:**

What is Mrs Karimi showing the students?

She is showing them a picture.



*Parvin's father*



1. Who is giving Parvin a pen?  
-----
2. Where is your sister putting the plates?  
-----



Maryam

3. Who is looking at the picture?

.....



4. What is Mansoor giving his sister?

.....

5. Where is the man talking to the children?

.....



## Read Aloud

/ i /

/ ai /

happy

by

ready

my

baby

why

country

sky



## Reading

My father has a lot of books. He reads different books. He usually reads after dinner. He says books are our good friends. They teach us a lot of things.

He buys several books every month. He buys some books for me and my sister, too. My sister is about 4. She likes books with pictures in them. She learns many things from them.

I like my books very much. They are my good friends and teachers. I usually read them after I do my homework.

*Now answer these questions in complete sentences.*

1. When does my father read?
2. Does he read a lot of books?
3. What do we learn from books?
4. Do you read books, too?
5. When do you read them?



## New Words And Expressions

a lot of  
always  
dear  
different  
famous  
flower  
from  
grandfather  
her  
him  
kind  
me

month  
much  
never  
neighbour  
nice  
often  
question  
restaurant  
several  
some  
sometimes  
us  
usually  
you

answer  
ask  
buy  
help  
give  
learn  
put  
ride  
say  
show  
visit  
want  
with (sth)

### Basic Structure (1)

#### Subject Pronouns

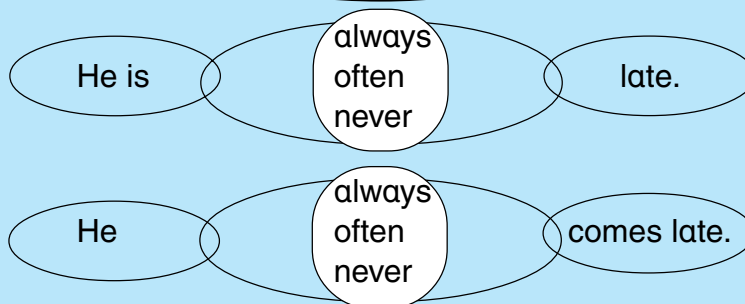
I  
You  
He  
She  
It  
We  
You  
They

#### Object Pronouns

me  
you  
him  
her  
it  
us  
you  
them

**Comment:** The pronouns **me, you, him**, etc. are used as objects after verbs like help, give, show, see, etc.  
I see him.

### Basic Structure (2)



**Comments:** Use **always, often**, etc. after the verb be (am, is, are, was, were).  
Use **always, often**, etc. before the main verbs (come, go, see, watch, etc).

# LESSON THREE

## Dialogue.

### How much or How many?



- What are you doing, mother?
- I'm cooking lunch. We have some guests today.
- How many guests do we have?
- Five. Your uncle and his family.
- Can I help you?
- Yes, get me some rice.
- Where is it?
- In the closet.
- How much do you need?
- About two kilos.
- All right.

## Understanding

**Give complete answers orally.**

1. What's Mina's mother doing?
2. How many guests do they have?
3. What does her mother need?
4. How much rice does she need?



**Patterns:** *Listen and repeat.*



1. A: How many books are there in the bookcase?  
B: There are many books in the bookcase.



2. A: How many boys are there in the picture?  
B: There are a few boys in the picture.



3. A: How many notebooks are there on the desk?  
B: There are a lot of notebooks on the desk.



4. A: How many black pencils do you need?  
B: I need six.



5. A: How much water is there in the glass?  
B: There is a little water in the glass.



6. A: How much milk do you drink every day?  
B: Just a small glass.

7. A: How much rice do you need?  
B: I need a kilo.



8. A: How much is six and four?  
B: Six and four are\* ten.

$$6 + 4 = 10$$



\* also is



## Oral Drills

Close your books\*. Listen to the speaker and substitute the words in the pattern sentences.

### A.

**How many books are there on the table?**

- |                                |                           |
|--------------------------------|---------------------------|
| 1. pens / on the table         | 4. children / in the room |
| 2. students / in the classroom | 5. plates / on the table  |
| 3. boys / in the picture       |                           |

### B.

**How much bread is there on the table?**

- |                          |                          |
|--------------------------|--------------------------|
| 1. rice / in the kitchen | 4. butter / on the plate |
| 2. money / in the wallet | 5. meat / on the plate   |
| 3. milk / in the cup     | 6. cheese / on the plate |

### C.

**I need a few notebooks.**

- |                   |                   |
|-------------------|-------------------|
| 1. a lot of books | 4. a little water |
| 2. some pens      | 5. some milk      |
| 3. a few pencils  | 6. a lot of rice  |

**D.** Look at the picture and make questions and answers. Follow the model.

**Model:**

boys / in the picture

How many boys do you see in the picture?

I see three boys in the picture.

- |                           |
|---------------------------|
| 1. men / in the picture   |
| 2. glasses / on the table |
| 3. bread / on the plate   |
| 4. women / in the picture |
| 5. forks / in the picture |



\*also close your book.

## Write It Down



### How many? How much?

**A.** Ask and answer questions about the food in the fridge. Follow the examples.

#### Examples:

A: How many oranges are there?

B: There are a few.

A: How much cheese is there?

B: There's a little.

A: -----?

B: -----

A: -----?

B: -----

A: -----?

B: -----



**B.** Look at the pictures and answer the questions.

1. How many trees are there in the park?

-----



2. How much tea is there in the cup?

-----



3. How many students are there in the classroom?

-----



4. How much bread is there on the table?

-----





5. How many books are there in the bookcase?  
.....



**C. Make questions and give answers. Follow the example.**

**Example:**

money / the desk

Q: How much money do you see on the desk?  
.....

(a lot of)

A: I see a lot of money on the desk.  
.....

1. bread / the basket

Q: .....?

(a little)

A: .....

4. milk / the glass

Q: .....?

(some)

A: .....

2. cars / the street

Q: .....?

(a lot of)

A: .....

5. chairs / the room

Q: .....?

(a few)

A: .....

3. trees / the picture

Q: .....?

(some)

A: .....



## Speak Out

*Look at the picture and complete the dialogue.*

Mr Bahrami: Good morning, Mrs Amiri. How are you today?

Mrs Amiri: .....

Mr Bahrami: Can I help you?

Mrs Amiri: ..... some rice.

Mr Bahrami: How much?

Mrs Amiri: ....., please. Can I have  
some eggs too?

Mr Bahrami: How many?

Mrs Amiri: Just ....., please.

Mr Bahrami: Here .....

Mrs Amiri: Thanks.



## Read Aloud

/ s /

/ k /

/ k /

face  
pencil  
Lucy  
bicycle

Arabic  
Islamic  
picnic

classroom  
cross  
doctor  
picture



## Reading

It's Friday afternoon. Mr Salehi and his family are going to the zoo. They are getting ready.

There are many animals in the zoo. Many of them are wild. Lions and tigers are wild animals. Some of these wild animals come from Africa.

Some of the animals in the zoo are not wild. Camels and horses are not wild. Wild animals eat a lot of food. Tigers and lions eat a lot of meat.

There is the zoo. Let's go there and buy the tickets first.

- How many tickets do we need?
- Five.
- How much is a ticket?
- Two hundred tomans.
- Reza, you go and get the tickets, please.
- OK.



*Now answer these questions in complete sentences.*

1. How many animals are there in the zoo?
2. Are all the animals in the zoo wild?
3. How much meat do lions eat?
4. Who gets the tickets?
5. Do you like animals?

## New Words And Expressions

a few	horse	ticket	cook	come from
Africa	just	tiger	get	Can I help you?
a little	kilo	toman		How much...?
animal	kitchen	uncle		get ready
bookcase	lion	water		Let's go.
bread	meat	wild		
butter	men	women		
camel	milk	zoo		
cheese	money	too		
closet	rice			
first				
food				
guest				

### Basic Structure

How many	books cups of tea	are there on the table?
There are	a few some a lot of	books on the table.
How much	money butter	do you need?
I need	a little some a lot of	money.

**Comments:** Use **how many** with **countable** nouns like books, students, boys, etc.  
 Use **how much** with **uncountable** nouns like milk, bread, money, etc.  
 Use **a few** with countable nouns, and **a little** with uncountable nouns.  
 Use **some** and **a lot of** with countable and uncountable nouns.

# LESSON FOUR

## Dialogue

**I enjoyed the cartoons.**



Mahin: Do you ever watch TV, Zohreh?  
Zohreh: Yes, I usually watch TV in the evening.  
Mahin: Did you watch the children's program\* yesterday?  
Zohreh: Yes, I enjoyed the cartoons very much.  
Mahin: Did you watch the news, too?  
Zohreh: Yes, I did.  
Mahin: Oh, when did you finish your homework?  
Zohreh: In the afternoon.

## Understanding

**Give complete answers orally.**

1. When does Zohreh usually watch TV?
2. Did she enjoy the cartoons yesterday?
3. Did she finish her homework yesterday?
4. When did she finish her homework?
5. Did she watch the news, too?

---

\* programme



## Patterns: *Listen and repeat.*

Present	Past
1. I watch TV every evening. 2. Babak studies hard every day. 3. We play football every Friday. 4. They rest after school every day. 5. The girls clean the house every day.	I watched TV yesterday evening. Babak studied hard yesterday. We played football last Friday. They rested after school yesterday. The girls cleaned the house yesterday.
6. Do you watch TV every evening? Yes, I do. Yes. I watch TV every evening.  7. Does Babak study hard every day? Yes, he does. Yes. He studies hard every day.  8. Do you listen to the news every day? Yes, we do. Yes. We listen to the news every day.  9. Do they rest after school every day? No, they don't. No. They don't rest after school every day.  10. Do they clean the house every day? No, they don't. No. They don't clean the house every day.	Did you watch TV yesterday evening? Yes, I did. Yes. I watched TV yesterday evening.  Did Babak study hard yesterday? Yes, he did. Yes. He studied hard yesterday.  Did you listen to the news yesterday? Yes, we did. Yes. We listened to the news yesterday.  Did they rest after school yesterday? No, they didn't. No. They didn't rest after school yesterday.  Did they clean the house yesterday? No, they didn't. No. They didn't clean the house yesterday.



## Oral Drills

*Close your books\*. Listen to the speaker and substitute the words in the pattern sentences.*

**A.**

**She watched TV last night.**

1. He
2. We
3. I

4. Susan
5. My father
6. Many people

\*also close your book.

**B.**

**Did you clean the room yesterday?**

1. watch / TV
2. play / ping - pong
3. study / English
4. enjoy / the cartoons
5. walk / to school
6. listen / to the news

**C.**

**I didn't play football at school yesterday.**

1. yesterday morning
2. last week
3. last month
4. five hours ago
5. three days ago
6. two weeks ago

**D. Make questions. Follow the model.**

**Model:** Maryam cleaned the room. (yesterday)  
Did Maryam clean the room yesterday? Yes, she did.

1. Hamid's father closed his store. (at 6)  
-----? -----
2. She studied for her test. (in the library)  
-----? -----
3. They rested here. (in the evening)  
-----? -----
4. The boys played ping - pong. (at school)  
-----? -----
5. Ali washed my car. (last night)  
-----? -----

**Write It Down**



**A. Make 10 correct sentences from this table.**

1.	Akbar The man They We	closed cleaned pointed listened	the store the radio to the picture to the teacher
----	--------------------------------	--	--

**Example:** Akbar closed the store.



2. Use the above table and answer the following questions. Give short and long answers.

1. Did Akbar close the store?  
Yes, ----- Yes, he -----
2. Did they point to the picture?  
Yes, ----- Yes, -----
3. Did the man clean the store?  
Yes, -----
4. Did we listen to the radio?  
Yes, -----
5. Did they point to the radio?  
Yes, -----

**B.** Put these sentences in the right order.

- |                                       |          |
|---------------------------------------|----------|
| He was at home at half past four.     | 1. ----- |
| He was in bed at 9 o'clock.           | 2. ----- |
| Ali was at school at four o'clock.    | 3. ----- |
| He studied English at school.         | 4. ----- |
| He walked home after school.          | 5. ----- |
| He listened to the news after dinner. | 6. ----- |



## Speak Out

**A.** Complete this dialogue, and practice it with your friend.

- A: Were you at school yesterday afternoon?  
B: Yes, -----  
A: -----?  
B: Yes, we played for two hours.  
A: -----?  
B: Yes, there were a lot of students at school.  
A: -----?  
B: I arrived home at 4:30.

**B.** Answer these questions. Follow the model.

**Model:**

Ali played ping - pong yesterday.  
What about you? (football)  
I played football yesterday.  
-----

1. Mrs Zahedi watched TV yesterday evening.  
What about your mother? (last night)  
-----
2. They watched the news at 5.  
What about your father? (at 8: 00)  
-----

3. Bahram asked the teacher many questions.  
What about you? (a few)  
-----
4. Maryam watched the children's program after lunch.  
What about Zahra? (clean the room)  
-----
5. We studied English yesterday evening.  
What about you and your friend? (watch cartoons)  
-----

## Read Aloud

/ɪd/	/d/	/t/
needed wanted waited	listened traveled combed played	asked helped washed watched



## Reading

Every morning Mahmood and his friend, Mehdi, walk to school. They are usually at school before eight o'clock. But yesterday they were not. They waited for the bus for half an hour. They arrived at school at 8. The door of the classroom was not open. Mehdi opened the door and they walked in. Their teacher was not in the classroom. Mehdi and his friend walked to their desks. A few minutes later, the teacher opened the door and walked in. He said hello to his students. They opened their books and listened to the teacher.

*Now answer these questions in complete sentences.*

1. Where do Mahmood and his friend go every morning?
2. Did they walk to school yesterday?
3. Did they arrive at school at 8: 15?
4. Did Mehdi or Mahmood open the door of the classroom?
5. Did the students open their books or notebooks?

## New Words And Expressions

ago	arrive	a few minutes later
cartoon	enjoy	(... hours) ago
ever	finish	half an hour
hard (adv)	rest	say hello to
news	wait (for)	
open (adj)		
program/ programme		
store (n)		
test (n)		

## Basic Structure

### Statements

#### Simple Present (habitual actions)

1. He plays football every day.
2. They close the store at 5.

#### Simple Past (completed actions)

He played football yesterday.  
They closed the store at 5.

### Negative Form

I  
He  
She

didn't

watch TV.  
play football.  
close the store.

#### Question

Did he play ...?  
Did they close ....?

#### Answer

No, he didn't play ....  
No, they didn't close....

### Comments:

**A.** Add **ed** or **d** to make simple past.

#### Present

watch .  
play : + ed  
live : d

#### past

watched  
played  
lived

**B. Simple past tense** is used to show completed actions in the past.

# REVIEW (2)

**A.** Look at the pictures and guess the right words.

1. d - - - - r



2. m - - - y



3. d - - - s



4. p - - k



5. s - - - n



6. t - - - - r



**B.** What do you do at the weekend?  
Write sentences like the example.

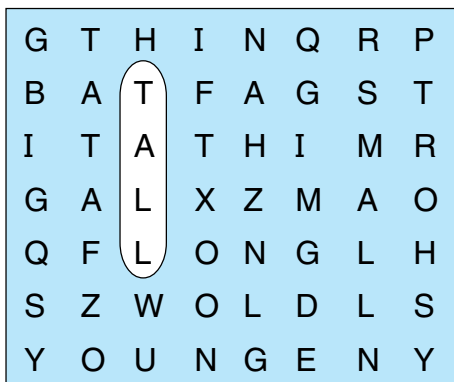
**Example:**

I always get up before 8.

	always	usually	often	sometimes	never
get up before 8					
go shopping					
watch TV in the evening					
go to the mosque					
study my lessons after dinner					
see friends					
go to bed after 11					

**C.** Find the words and then use them in the following sentences.

fat                      small                      long  
short                      tall                      thin                      big

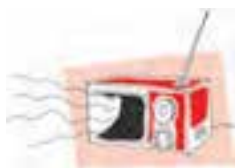


1. Ali is \_\_\_\_\_, but his brother is \_\_\_\_\_.
2. My house is \_\_\_\_\_, but Ali's house is \_\_\_\_\_.
3. My brother is \_\_\_\_\_, but my sister is \_\_\_\_\_.
4. Their ruler is \_\_\_\_\_, but that one is \_\_\_\_\_.

**D.** Look at the pictures and write down sentences. Follow the example.

**Example:**

Tom / often / in the morning  
Tom often drinks coffee in the morning.  
.....



Mr Wilkins / usually / in the afternoon

.....



Mrs Linton / sometimes / in the evening

.....



Carol / sometimes / after lunch

.....



Dave / never / before 11:30

.....

**E.** Use pronouns and “was” or “were”. Follow the example.

**Example:** My room is always clean. But it wasn't clean yesterday.  
\_\_\_\_\_

1. My friend is always happy. \_\_\_\_\_
2. Hamid's brother is always late. \_\_\_\_\_
3. Their mother is always at home. \_\_\_\_\_
4. Those cars are always in the street. \_\_\_\_\_
5. Our lunch is always ready at twelve. \_\_\_\_\_

**F.** Answer these questions. Use pronouns.

**Model:** Do you see Ali at school every day?  
Yes, I see him at school every day.  
\_\_\_\_\_

1. Do you like this book?  
Yes, \_\_\_\_\_.
2. Does she clean the rooms every day?  
No, \_\_\_\_\_.
3. Do you know that man?  
No, \_\_\_\_\_.
4. Does he see Mr Amiri on Fridays?  
Yes, \_\_\_\_\_.
5. Does the teacher ask Parvin many questions?  
Yes, \_\_\_\_\_.

**G.** Answer these questions. Follow the example.

**Example:** Are there many spoons on the table? (clean)  
Yes, there are a lot of clean spoons on the table.  
\_\_\_\_\_

1. Are there many trees in the garden? (tall) \_\_\_\_\_.
2. Are there many students here? (good) \_\_\_\_\_.
3. Are there many books? (large) \_\_\_\_\_.
4. Are there many pictures in the book? (beautiful) \_\_\_\_\_.
5. Are there many animals in the zoo? (wild) \_\_\_\_\_.



**H. Make questions and give answers. Follow the model.**

**Model:** trees / the park - a lot of  
How many trees do you see in the park?  
-----  
I see a lot of trees in the park.  
-----

1. maps / the wall - three
2. money / the wallet - a lot of
3. bread / the table - a lot of
4. books / the desk - five
5. milk / the glass - some

**I. Put these words in their correct order.**

1. he / doing / what / is?
2. study / do / Persian / you / every day?
3. your / speak / English teacher / does / in class / English?
4. now / football / are / they / playing.
5. a newspaper / every day / reads / my father.
6. in the office / work / the woman / every day / doesn't.
7. to school / bus / go / they / by / don't.
8. in that room / his lessons / in the evening / he / studies.
9. didn't / TV / I / yesterday / watch.

**J. Complete these sentences. Use **my, your, his, her.****

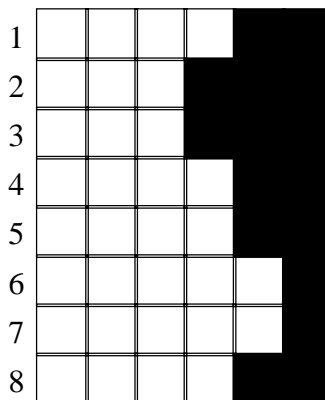
1. Does she wash ——— hands before lunch?
2. Do you clean ——— shoes every day?
3. I comb ——— hair every morning.
4. Ali does ——— homework every afternoon.

**K. Match the beginnings in column A with the endings in column B.**

- | <b>A</b>                     | <b>B</b>           |
|------------------------------|--------------------|
| 1. We get books              | a. at school       |
| 2. We see wild animals       | b. in the street   |
| 3. We wash plates and spoons | c. in mosques      |
| 4. We go to school           | d. from a library  |
| 5. We pray                   | e. in the kitchen  |
| 6. We learn English          | f. in a zoo        |
| 7. We see cars               | g. at a restaurant |
| 8. We eat lunch              | h. by bus          |
|                              | i. on the desk     |

**L. Solve this puzzle.**

1. not well
2. not small
3. not young
4. not short
5. not fat
6. not late
7. not tall
8. not hard



**Read**



*Ramsar 20 Mordad 1386*

*Dear Mina,*

*We are at a nice hotel. It's near the sea. It's very hot here.*

*I'm sitting under a tree. Dad is riding a bicycle. Mum is reading a newspaper. My brother is eating an ice-cream. Everything is beautiful.*

*Your friend  
Maryam*

**Answer these questions.**

1. Who is writing the letter?
2. Where is the hotel?
3. Where is Maryam sitting?
4. What are her mum and dad doing?

**New Words And Expressions**

before  
coffee  
dad  
dish  
early  
everything  
hotel  
hot  
sea

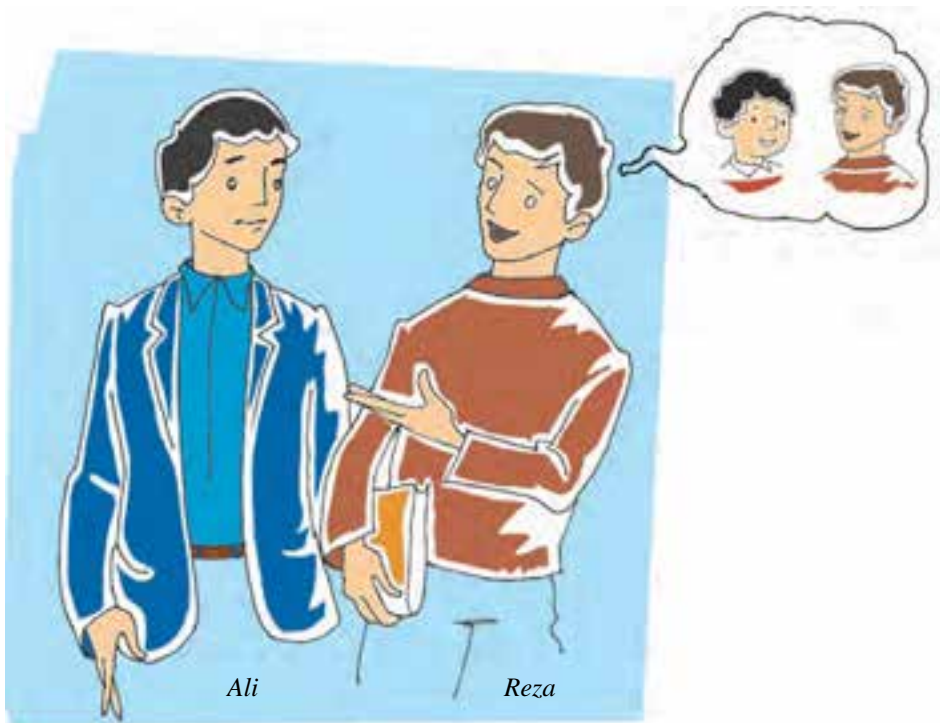
comb (v)

go shopping

# LESSON FIVE

## Dialogue

**I saw him this morning.**



Ali: Hello, Reza. How are you today?

Reza: Not too bad.

Ali: Did you see Peyman yesterday?

Reza: No. I saw him this morning.

Ali: What did you talk about?

Reza: We talked about many things.

Ali: Is he in your class?

Reza: No, he is in grade two.

## Understanding

**Give complete answers orally.**

1. Did Reza see Peyman yesterday?
2. Does Peyman go to Reza's school?
3. What did Peyman and Reza talk about?
4. When did Reza see Peyman?
5. Is Reza in grade 3?



## Patterns: *Listen and repeat.*

Present	Past
<p>1. We get up at 5 o'clock every morning. We don't get up before 5 o'clock in the morning.</p> <p>2. I wake up before sunrise. I don't wake up after sunrise.</p> <p>3. They leave home at 7:30. They don't leave home at 8.</p> <p>4. You see Ali at school every day. You don't see him in the street every day.</p> <p>5. I go to bed at 10 every night. I don't go to bed before 10.</p> <p>6. Does he eat breakfast before 7 every morning? Yes, he eats breakfast before 7 in the morning.</p> <p>7. Does Peyman do his job well? Yes, he does his job well.</p> <p>8. Do you buy your lunch from that restaurant? No, we don't buy our lunch from that restaurant.</p>	<p>We got up at 5 o'clock yesterday morning. We didn't get up before 5 o'clock yesterday morning.</p> <p>I woke up before sunrise this morning. I didn't wake up after sunrise yesterday morning.</p> <p>They left home at 7:30 yesterday. They didn't leave home at 8.</p> <p>You saw Ali at school yesterday. You didn't see him in the street yesterday.</p> <p>I went to bed at 10 last night. I didn't go to bed before 10 last night.</p> <p>Did he eat breakfast before 7 yesterday morning? Yes, he ate breakfast before 7 yesterday morning.</p> <p>Did Peyman do his job well? Yes, he did his job well.</p> <p>Did you buy your lunch from that restaurant yesterday? No, we didn't buy our lunch from that restaurant yesterday.</p>



## Oral Drills

*Close your books\*. Listen to the speaker and substitute the words in the pattern sentences.*

**A.**

**We got up late yesterday.**

1. They
2. She
3. My brothers
4. I
5. You

\*also close your book.

**B.**

**I didn't see your brother yesterday morning.**

1. buy / a red pen
2. eat / breakfast
3. get / the ticket
4. leave / home
5. drink / a cup of tea

**C.**

**Did you see them last Friday?**

1. read / the book
2. buy / a notebook
3. leave/ home
4. go / to the park
5. get / the tickets


**D.** Look at the pictures and follow the model.

**Model:**

see/ an airplane / Peter / a bus / yesterday

A: Did Peter see an airplane or a bus yesterday?

B: He saw an airplane.



1. buy / a bag / Helen / a basket / this morning

A: -----?

B: -----.



2. make / a cake / Mina / some tea/ last night

A: -----?

B: -----.



3. break / a cup / a glass / Amir / this morning

A: -----?

B: -----.



**E. Make new sentences. Follow the model.**

**Model:**

I saw him yesterday morning. (yesterday evening)  
I saw him yesterday evening.  
-----

1. They got up late this morning. (yesterday morning)  
-----.
2. We ate lunch at a restaurant. (at home)  
-----.
3. He went to bed after 9 o'clock. (before)  
-----.
4. I gave her a glass of water. (him)  
-----.
5. Bob bought his lunch from that restaurant. (his dinner)  
-----.

**F. Answer these questions. Follow the model.**

**Model:**

Where did you go?(to school)  
I went to school.  
-----

1. What did you buy? (a dictionary)  
-----.
2. What did she eat? (a sandwich)  
-----.
3. What did they do? (clean the room)  
-----.
4. Where did he study English? (at school)  
-----.
5. Where did they have lunch? (at a restaurant)  
-----.
6. When did Hamid see the film? ( two days ago)  
-----.

**Write It Down**



Look at Ali's program. Then write sentences about it. Follow the example.

	Saturday	Monday	Tuesday
morning	go to school	wake up late	stay at home
afternoon	play football	see his friends	go to the dentist
evening	do his homework	eat dinner at 9	get home at 8:30



**Example:**

go to school  
 Ali went to school on Saturday morning.  
 -----

1. play football

-----

3. wake up late

-----

5. eat dinner at 9

-----

7. go to the dentist

-----

2. do his homework

-----

4. see his friends

-----

6. stay at home

-----

8. get home at 8:30

-----

**Speak Out****A. Complete the dialogue.**

Reza: What time did you get up yesterday morning?

Ali: -----

Reza: When did you get to school yesterday?

Ali: -----

Reza: -----?

Ali: I studied my lessons.

Reza: When did you leave school yesterday?

Ali: -----

Reza: -----?

Ali: I went to bed at 9:30 last night.

**B. Ask questions and give answers. Follow the model.****Model:**

Hamid / study English - in the library

Q: Where did Hamid study English?

-----

A: He studied English in the library.  
 -----

1. Maryam / see Zahra - in the street

Q: ----- ?

A: -----

2. The children / leave home - at 7

Q: ----- ?

A: -----

3. My sister / buy a dictionary - last week

Q: ----- ?

A: -----

## Read Aloud

/aʊ/

about	how
house	now
mouth	brown
cloud	town



## Reading

My family and I went to Mashhad two years ago. We stayed there for two weeks. We had a very good time there. We visited many places. We went to the Holy Shrine several times. A lot of people go to Mashhad each year. They come from different parts of the country.

Last summer my friend, Nahid, went to Shiraz. Her parents come from Shiraz. Now they live in Tehran. She stayed in her grandfather's house. Her uncles and aunt live there, too. They were very kind and Nahid enjoyed her visit very much.

*Now answer these questions in complete sentences.*

1. Where did my family and I go two years ago?
2. How many weeks did we stay there?
3. When did we go there?
4. What did we do in Mashhad?
5. Did Nahid enjoy her visit?
6. Where did she stay?
7. Where did you go last summer?

## New Words And Expressions

airplane	part	break(v)	have a good time
aunt	place	get (home)	Not too bad.
cake	shrine	stay	
dictionary	summer	wake up	
each	sunrise		
film	time(n)		
grade	visit(n)		
holy	well		
job			
parent			

## Basic Structure

### Statements

#### Simple Present (habitual actions)

You wake up at 4 every morning.  
He goes to bed at 9:30 every night.  
She does her homework every day.

#### Simple Past (completed actions)

You woke up at 4 yesterday morning.  
He went to bed at 9:30 last night.  
She did her homework yesterday.

### Question

Do you wake up at 4 every morning?	Did you wake up at 4 yesterday morning?
Does he go to bed at 9:30 every night?	Did he go to bed at 9:30 last night?

### Negative

I don't wake up at 4:30 every morning.	I didn't wake up at 4:30 yesterday morning.
--	---

**Comment:** Use "**did**" or "**did not**" with the **simple present tense** of the verbs to make question or negative sentences.

# LESSON SIX

## Dialogue

**I was helping my mother.**



Nahid: Did you see the film yesterday evening?

Mehri: No, I didn't. I was helping my mother.

Nahid: What was she doing?

Mehri: She was cooking dinner.

Nahid: What did you do?

Mehri: I washed the dirty dishes.

Nahid: Did you wash all of them?

Mehri: Yes, I did.

## Understanding

**Give complete answers orally.**

1. Did Mehri see the film?
2. What was Mehri's mother doing in the kitchen?
3. Was Mehri cooking too?
4. Did she wash all the dishes?
5. Did Nahid help her mother yesterday evening?

**Patterns:***Listen and repeat.***Questions**

- A: What were you doing at 6?  
 A: What was she doing in the evening?  
 A: What were they eating for dinner?  
 A: Why was Mahin having breakfast at 6?  
 A: What was Hadi doing between 7 and 8?

**Answers**

- B: I was watching TV at 6.  
 B: She was washing the dishes.  
 B: They were eating fish and chips.  
 B: Because she was hungry.  
 B: He was watching television.

**Oral Drills***Close your books\*. Listen to the speaker and substitute the words in the pattern sentences.***A.****I was cooking dinner in the evening.**

- |         |                         |
|---------|-------------------------|
| 1. He   | 5. My mother            |
| 2. She  | 6. My mother and sister |
| 3. They | 7. They                 |
| 4. Ali  | 8. We                   |

**B.****Was she cooking dinner at this time last night?**

- |                         |                          |
|-------------------------|--------------------------|
| 1. washing / the dishes | 3. watching / TV         |
| 2. eating / dinner      | 4. reading / a newspaper |

**C. Answer these questions.****Example:**

Why was she sleeping at 8? (she was tired)  
 She was sleeping at 8 because she was tired.  
 -----

- |   |                      |
|---|----------------------|
| 1. Why were you eating lunch at 11?<br>-----    | (I was hungry)       |
| 2. What was he doing in the afternoon?<br>----- | (practicing English) |
| 3. What was your father doing at 5:30?<br>----- | (saying his prayers) |
| 4. What were they eating for lunch?<br>-----    | (fish and chips)     |
| 5. Where was she studying her lessons?<br>----- | (in her room)        |

\*also close your book.

## Write It Down



### A. Write correct sentences with the words.

1. was cooking / she / dinner / at 8.
2. father / a newspaper / was reading / my / between / 8 and 9.
3. was playing / he / ping - pong / yesterday / afternoon.
4. watching TV / at 8 / they / were.

### B. Answer these questions. Use the words given in parentheses.

1. What was he doing in the morning? (wash my car)  
.....
2. Where was your sister going between 2 and 3? (to the bank)  
.....
3. Why were you eating a sandwich at 10? (hungry)  
.....
4. What were they watching yesterday afternoon? (the children's program)  
.....
5. Who was washing the dishes at 10? (Mrs Bahrami)  
.....

### C. Make questions and give answers. Follow the example.

**Example:** Mary / write a letter / yesterday morning.  
Q: Was Mary writing a letter yesterday morning?  
A: No, she wasn't. She wasn't writing a letter yesterday morning.

1. Ali / watch TV / between six and nine.  
Q: .....?  
A: ..... .
2. They / eat fish and chips / in the morning  
Q: ..... ?  
A: ..... .
3. Miss Akbari / make a cake / yesterday afternoon  
Q: ..... ?  
A: Yes, ..... .



# **Speak Out**

## **A. Complete the dialogue.**

A: Did you ----- Zahra yesterday?

B: No, I -----.

A: Why not?

B: Because she ----- with her friends.

A: Where were they ----- ?

B: ----- at school.

## **B. Look at the pictures and answer the questions. Follow the model.**

**Model:** What was she doing at 8 o'clock?  
She was reading a newspaper.



1. What were you doing yesterday evening?



2. Where was she going this morning?



3. Why wasn't she watching TV yesterday evening?

4. What was he eating after dinner?



## **Read Aloud**

/ɪə/

/e/

near  
dear  
hear  
ear

ready  
heavy  
bread  
feather



## Reading

Mr Irani goes shopping every Thursday. He usually buys some fruits, vegetables and other things.

Last Thursday, he went shopping with his friend, Mr Taheri. They took a taxi to the shopping center. There were a lot of shoppers in the shopping center. They bought many things: apples, peaches, onions, and potatoes.

On the way home they went to the baker's. They bought some bread. Mr Taheri needed some meat, so they went to the butcher's, too.

*Now answer these questions in complete sentences.*

1. Does Mr Irani go shopping on Fridays?
2. How did they get to the shopping center?
3. Did Mr Irani buy any meat?
4. What did they buy on the way home?
5. Do you sometimes go shopping?

### New Words And Expressions

any	onion	sleep	at this time
baker's	other	have breakfast	on the way...
bank	paper		Why not?
because	peach		shopping center
between	potato		
butcher's	shopper		
center	so		
dirty	vegetable		
fish	with (sb)		
fruit	and		
how			
hungry			

### Basic Structure

#### Past Continuous

He She My friend	was	watching TV	at 7 o'clock. in the evening. at this time last night.
You We They	were		

**Comment:** The past continuous shows an action which continued for some time in the past.

# LESSON SEVEN

## Dialogue

### May I leave the classroom?



Ali: Excuse me, sir.  
Teacher: Yes, what is it?  
Ali: Reza doesn't feel well.  
Teacher: What's the matter, Reza?  
Reza: I have a headache.  
Teacher: Can't you stay in the classroom?  
Reza: No, I can't. May I leave now?  
Teacher: Sure. But you should come back after the break.

## Understanding

**Put True or False after each statement.**

1. Ali is all right today. -----
2. Reza feels well today. -----
3. Reza can't stay in the classroom. -----
4. Ali leaves the classroom. -----
5. Reza should come back after the break. -----



**Patterns:** *Listen and repeat.*



1. Can he ride the bicycle?  
Yes, he can.



Can he ride the bicycle?  
No, he can't.



2. May I leave the classroom?  
Yes, of course.



May I leave the room?  
No, you may not.



3. Should he go to bed now?  
Yes, he should.



Should they cross the street?  
No, they shouldn't.



## Oral Drills

Close your books\*. Listen to the speaker and substitute the words in the pattern sentences.

### A.

**Can he read Arabic well?**

- |         |          |
|---------|----------|
| 1. you  | 4. write |
| 2. I    | 5. speak |
| 3. they | 6. read  |

### B.

**May I leave before nine?**

- |       |                     |
|-------|---------------------|
| 1. we | 4. call             |
| 2. he | 5. after ten        |
| 3. go | 6. at eight o'clock |

### C.

**Should we do our homework every day?**

- |                     |                    |
|---------------------|--------------------|
| 1. wash our hands   | 4. say our prayers |
| 2. help our parents | 5. do our homework |
| 3. study our books  |                    |

### D. Answer the questions. Follow the model.

#### Model:

Can you speak Arabic well? (Persian)  
No, I can't. I can speak Persian well.  
-----

- Can Reza swim well? (play football)  
No, -----.
- Can your father cook well? (my mother)  
No, -----.
- Can you drive a car? (ride a bicycle)  
No, -----.
- Can those men speak French? (German)  
No, -----.

### E. Answer the questions. Follow the model.

#### Model:

May I leave the classroom?  
Yes, you may leave the classroom.  
-----

- |   |                                      |
|---|--------------------------------------|
| 1. Should I work hard?<br>Yes, -----.       | 3. Should I come late?<br>No, -----. |
| 2. May I listen to the news?<br>Yes, -----. | 4. May I call him?<br>No, -----.     |

\*also close your book.

## Write It Down



**A. Make questions. Follow the example.**

**Example:**

use/ your pen/ I  
May I use your pen?  
-----

- |   |   |
|---|---|
| 1. close/ the window / I<br>May ----- ?     | 2. turn on / the TV / I<br>May ----- ?      |
| 3. swim / in the river / you<br>Can ----- ? | 4. speak / French / you<br>Can ----- ?      |
| 5. help / our mother / we<br>Should ----- ? | 6. study / my lessons / I<br>Should ----- ? |

**B. Give answers. Follow the example.**

**Example:**

Can you speak Arabic well? (read)  
No, I can't. I can read Arabic well.  
-----

1. Can you write French well? (speak)  
No, -----.
2. Can you come at six o'clock? (call)  
No, -----.
3. May I leave the room before ten? (after ten)  
No, -----.
4. May I go to bed after nine? (before nine)  
No, -----.
5. Should she listen to the radio? (help her mother)  
No, -----.
6. Should they study Arabic now? (practice English)  
No, -----.

**C. Complete the sentences with **can** or **should**.**

1. You ----- not watch TV, you ----- do your homework first.
2. Children ----- ride a bicycle, but they -----not drive a car.
3. You ----- play football in the park, but you ----- not play it in the street.
4. He ----- read Arabic well, but he ----- not speak it well.
5. You ----- help your mother, and ----- do your homework, too.



## Speak Out

**A. Answer these questions. Follow the model.**

**Model:**

Can you call him at 5? (at 6)  
No, I can't. I can call him at 6.

1. Can you play ping - pong? (football)  
\_\_\_\_\_.
2. Can you swim in the river? (Ali)  
\_\_\_\_\_.
3. Can Bob speak Arabic? (English)  
\_\_\_\_\_.
4. Can your friend drive a car? (ride a bicycle)  
\_\_\_\_\_.
5. Can an old man work very hard? (a young man)  
\_\_\_\_\_.

**B. Answer with **yes** or **no**. Follow the model.**

**Model:**

the window (close)  
May I close the window? Yes, of course.

- |                   |            |                   |           |
|-------------------|------------|-------------------|-----------|
| 1. your phone     | (use)      | 4. your car       | (drive)   |
| 2. my shoes       | (take off) | 5. these pictures | (look at) |
| 3. the blackboard | (clean)    |                   |           |

## Read Aloud

/ dʒ/

/ g/

/g/

large	big	garden
page	bag	go
orange	dog	good
		gun



## Reading

It is Thursday. There is a football match at Azadi Stadium. We are going to the stadium this afternoon. Everybody can see the match. They can stay at home and watch TV. We should leave home at one. We may take a taxi. We should be in time. They close the doors of the stadium at 2:45. We don't want to be late. But many people go by bus because it's very cheap. People can have a good time at the stadium.

My friends and I usually go there by bus. We don't take a taxi because it's expensive. Young people usually go to the stadium for football matches. They have a good time there and enjoy the games.



Now answer these questions in complete sentences.

1. Where are they going?
2. When should they be there?
3. How do they go to the stadium?
4. Why do they take a bus?
5. Do you like football matches?
6. Can everybody see the match?

### New Words And Expressions

Arabic	call	be in time
break(n)	can	have a headache
cheap	come back	of course
everybody	cross	may not
expensive	drive	What's the matter?
French	may	
game	should	
German	swim	
match(n)	take off	
phone (n)	turn on	
river	use (v)	
sir		
stadium		
sure		

### Basic Structure

#### Statement

You can  
should  
may study.

#### Question Form

Can  
Should  
May I study?

#### Negative Answer

She can  
should  
may not study.

**Comment:** Use **can** for ability, **may** for permission and **should** for obligation.

# LESSON EIGHT

## Dialogue

**He usually drives carefully.**



A: Where is Hamid today?

B: He's in hospital.

A: Why?

B: He had a car accident yesterday.

A: That's too bad. Is he a careless driver?

B: No, he usually drives carefully.

A: Was he driving carelessly yesterday?

B: Yes, he was driving fast.

## Understanding

**Put True or False after each statement.**

1. Hamid is a careless driver. -----
2. He sometimes drives carefully. -----
3. He had an accident yesterday. -----
4. He was driving fast yesterday. -----
5. He never drives fast. -----



## Patterns: *Listen and repeat.*

1. Mina is a good student. She speaks English well.
2. She is a careless writer. She writes carelessly.
3. Reza is a careful speaker. He speaks carefully.
4. Ali is a slow driver. He drives slowly.
5. This man is a hard worker. He works hard.
6. He is a fast runner. He runs fast.



## Oral Drills

*Close your books\*. Listen to the speaker and substitute the words in the pattern sentences.*

### A.

**The teacher speaks English well.**

- |                 |         |
|-----------------|---------|
| 1. This girl    | 4. We   |
| 2. That student | 5. They |
| 3. Mr Taban     |         |

### B.

**I did my homework carefully.**

- |                           |                           |
|---------------------------|---------------------------|
| 1. study / my lessons     | 4. answer / the questions |
| 2. read / the story       | 5. say / my prayers       |
| 3. listen to / my teacher |                           |

### C.

**He does his work slowly.**

- |              |               |
|--------------|---------------|
| 1. easily    | 4. carelessly |
| 2. fast      | 5. well       |
| 3. carefully |               |

### D. *Answer these questions. Follow the model.*

#### Model:

How does he study his lessons? (carefully)  
He studies his lessons carefully.

- |   |              |
|---|--------------|
| 1. How did she write her homework?<br>..... | (carefully)  |
| 2. How does he drive the car?<br>.....      | (fast)       |
| 3. How did they work?<br>.....              | (hard)       |
| 4. How does the old man walk?<br>.....      | (slowly)     |
| 5. How did they do their work?<br>.....     | (carelessly) |

\*also close your book.

## Write It Down



**A.** Complete these sentences. Follow the example.

**Example:**

**A good reader reads -----.**

**A good reader reads well.**

1. A hard worker works -----.
2. A slow runner runs -----.
3. A careful speaker speaks -----.
4. A careful driver drives -----.
5. A fast runner runs -----.
6. A slow speaker speaks -----.
7. A good teacher teaches -----.

**B.** Choose the correct word.

1. Mina is a (good - well) student.
2. He plays ping - pong (good - well).
3. My friend writes English (careless - carelessly).
4. My father drives (careful - carefully ).
5. These are (easy - easily) words.

**C.** Answer these questions. Use the given words.

**Example:**

How do you drive?

(careful)

**I drive carefully.**

1. How does she speak French? (good)  
-----.
2. How did Mina speak English? (slow)  
-----.
3. How does the teacher write English? (good)  
-----.
4. How does your friend drive? (careful)  
-----.
5. How are the boys playing ping - pong? (fast)  
-----.
6. How do they speak Persian? (good)  
-----.
7. How did she read the words? (easy)  
-----.
8. How do these men work? (hard)  
-----.

**D. Look at the pictures and complete the sentences.**

**Example:** This student writes English well.  
-----



*Her handwriting is good.*

*He is a fast runner.*



1. He runs ----- .

*He is a careful driver.*



2. This man drives ----- .

*They are hard workers.*



3. These women work ----- .

*She is a slow driver.*



4. This woman drives ----- .

5. The teacher writes the words ----- .



*Her handwriting is good.*

**A. Answer these questions:**

**Model:**

Does an old man walk slowly or quickly?  
An old man walks slowly.

1. Does a good driver drive carefully or carelessly?
2. Should a student do his homework well or badly?
3. Can a fat man run fast or slowly?
4. Do the boys play football well or badly?
5. Do you play tennis fast or slowly?

**B. Look at the pictures and answer the questions. Use the correct form of the word in parentheses.**

**Model:**

How did Ali drive the car? (careless)  
He drove the car carelessly.



1. How did Parvin write? (beautiful)



2. How did she drive the car? (slow)
3. How is he walking? (careful)



4. How is he working? (hard)



5. How does Hossein swim? (fast)

## Read Aloud

/ u /

put	book
pull	good
push	foot
full	could
sugar	should



## Reading

Mr Kamali and his family are from Tehran. They now live in Birjand. They had a difficult life in Tehran. They think people in small towns have a happy life. They don't have many of the problems that people have in big cities. There are not many cars in the streets. And they don't spend a lot of time in the heavy traffic every day. They can get the things they need easily and fast. People are not always in a hurry. They have a lot of free time. They can visit their relatives and friends. People are not very busy in small towns. And they help you when you need them.

*Now answer these questions in complete sentences.*

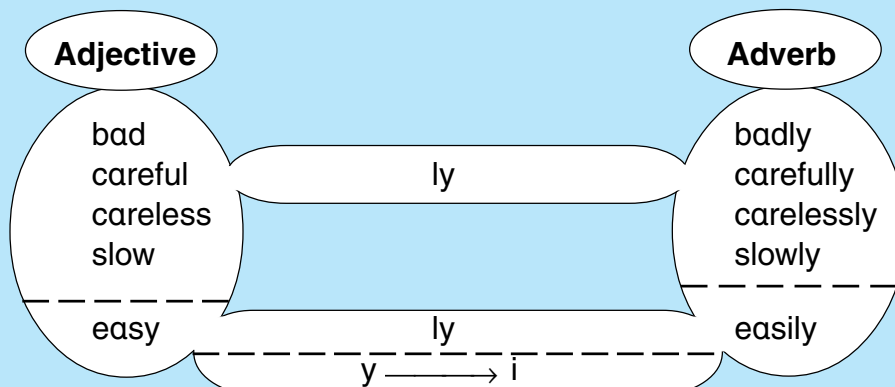
1. Where is Mr Kamali from?
2. Where is he living now?
3. Does he enjoy his life in Birjand?
4. Is life easy in big cities?
5. Are people busy in small towns?

## New Words And Expressions

accident	player	guess	be in a hurry
badly	problem	run	have a difficult life
busy	quick	spend	have an accident
careful	quickly	think	heavy traffic
carefully	reader		
careless	relative		
carelessly	runner		
city	slow		
difficult	slowly		
driver	speaker		
easily	tennis		
fast (adj), (adv)	that		
free time	town		
handwriting	traffic		
hospital	when		
hurry	word		
life	worker		
story	writer		



## Basic Structure



### Comments:

1. Many adverbs are formed by adding **ly** to adjectives.
2. Some adverbs are irregular:

***good***
→
***well***

3. Some adverbs are like adjectives:

***hard***
***fast***
→
***hard***
***fast***

# LESSON NINE

## Dialogue

**We'll go next week.**



Amir: Look! There are a lot of clouds in the sky.

Mehdi : Oh, yes. It may rain tonight.

Amir : Will you go to the country tomorrow?

Mehdi : No, we'll go next week.

Amir: Why do you often go to the country?

Mehdi : We have a lot of relatives there.

Amir: Good luck. Have a good time.

Mehdi: Thanks. See you later.

## Understanding

**Answer these questions orally.**

1. Are there many clouds in the sky?
2. Where will Mehdi go next week?
3. Why do they often go there?
4. Do they have many relatives there?
5. Will Amir go there, too?



## Patterns: *Listen and repeat.*

### Present

1. I go to school every day.
2. You see him in the morning.
3. We play ping - pong on Fridays.
4. He eats in a restaurant every Thursday.
5. We don't watch TV in the afternoon.
6. I don't help him with his physics.
7. She doesn't cook every evening.
8. He doesn't drive to work on Mondays.

### Future

- I will go to school tomorrow.  
 You will see him tomorrow morning.  
 We will play ping - pong next Friday.  
 He'll eat in a restaurant next Thursday.  
 We will not watch TV tomorrow afternoon.  
 I won't help him with his physics.  
 She won't cook tomorrow evening.  
 He won't drive to work next Monday.



## Oral Drills

*Close your books\*. Listen to the speaker and substitute the words in the pattern sentences.*

**A.**

**I will buy a dictionary tomorrow.**

- |               |                |
|---------------|----------------|
| 1. She        | 4. The student |
| 2. My brother | 5. Mr Taban    |
| 3. We         |                |

**B.**

**I won't (will not) post the letter tomorrow morning.**

- |                    |                   |
|--------------------|-------------------|
| 1. go to school    | 4. see my brother |
| 2. call the doctor | 5. drive to work  |
| 3. visit my friend |                   |

**C.**

**Will he finish his work next week?**

- |                     |                     |
|---------------------|---------------------|
| 1. meet his friend  | 4. visit his friend |
| 2. answer my letter | 5. have a test      |
| 3. see them         |                     |

**D.** *Answer these questions. Follow the model.*

**Model:**

What will you do next Monday? (practice English)  
 I'll practice English next Monday.  
 -----

- |  |                |
|--|----------------|
| 1. What will he do tomorrow morning?<br>-----  | (go to school) |
| 2. When will they go to the bookshop?<br>----- | (at 8 o'clock) |

\* also close your book.

3. Where will you say your prayers in the evening? (in the mosque)  
 -----.
4. What will we have for breakfast? (bread and cheese)  
 -----.
5. How will she go to Tabriz? (by plane)  
 -----.

## E.

1. Who will take the flowers? (John)  
 -----.
2. Who will bring Fred's bag? (Henry)  
 -----.
3. Who can answer the question? (Helen)  
 -----.
4. Who can see the train? (Mary)  
 -----.
5. Who should help Mrs Smith? (The nurse)  
 -----.

## Write It Down



### A. Put these sentences in the right order.

1. He will go to bed at 10 o'clock tonight.
2. Next he will practice English for an hour.
3. Hamid is watching TV now.
4. Tomorrow morning he will get up at 5 o'clock.
5. It is four o'clock in the afternoon now.
6. He will wash his hands and face.
7. Next he will say his prayers.
8. At 7:30 he will go to school.

### B. Make 12 sentences. Follow the model.

I will post her a letter	tomorrow
I will be 15 years old	next month
She will leave the hospital	next Tuesday
We will visit our grandfather	

1. I will post her a letter tomorrow.  
 -----.
2. -----.
3. -----.
4. -----.
5. -----.
6. -----.

7. ....
8. ....
9. ....
10. ....
11. ....
12. ....

**C.** Change all the 12 sentences into questions and then answer them with “No”.

1. .... ? No, .....
2. .... ? ---, .....
3. .... ? ---, .....
4. .... ? ---, .....
5. .... ? ---, .....
6. .... ? ---, .....
7. .... ? ---, .....
8. .... ? ---, .....
9. .... ? ---, .....
10. .... ? ---, .....
11. .... ? ---, .....
12. .... ? ---, .....

**D.** Make sentences with the words given. Follow the example.

**Example:**

clean / the room

A: Please clean the room. (in the evening)

B: I'll clean the room in the evening.

1. write / your homework  
A: ..... (in the evening)  
B: .....
2. phone / the doctor  
A: ..... (tomorrow morning)  
B: .....
3. wash / the dishes  
A: ..... (at night)  
B: .....
4. make / tea  
A: ..... (at 8 o'clock)  
B: .....
5. post / these letters  
A: ..... (in the afternoon)  
B: .....



## Speak Out

**A.** Complete the dialogue. Follow the model.

**Model:**

A: Let's go to the park today. (on Friday)  
B: We'll go to the park on Friday.  
-----

1. A: Let's buy that shirt now. (this afternoon)  
B: -----.
2. A: Let's phone Mr Omid now. (at 5 o'clock)  
B: -----.
3. A: Let's go to the country today. (on Thursday)  
B: -----.
4. A: Let's have lunch in a restaurant today. (tomorrow)  
B: -----.
5. A: Let's ask him the question now. (after the break)  
B: -----.

**B.** Answer these questions with **will**. Follow the model.

**Model:**

A: Is Ali at home now? (come at 6)  
B: No, he isn't. He'll come at 6.  
-----

1. A: Can we have dinner at 7? (be ready at 8)  
B: -----.
2. A: Is she ready now? (in ten minutes)  
B: -----.
3. A: Are you washing the dishes? (wash them soon)  
B: -----.
4. A: Is he in bed now? (go to bed at 10)  
B: -----.
5. A: Can they go by taxi? (take a bus)  
B: -----.

**Read Aloud**

/ ə /

/ ə /

doctor  
color  
tractor

farmer  
teacher  
letter



## Reading

Tomorrow Hamid will get up at half past five. He will wash and pray. Then he will have his breakfast. They usually have bread and cheese for breakfast.

He will put on his clothes. He will go to school by bus. His first lesson, English, will begin at eight o'clock. He will have a break at 9:30. After the break, they will have Arabic.

After school, all students will go home. He will get home at 12:30. He will have his lunch at 1:30. After lunch, he will do his homework, and then he will watch television. He usually goes to bed at 9:30.

### **On Your Own.**

*Now talk about yourself.*



## New Words And Expressions

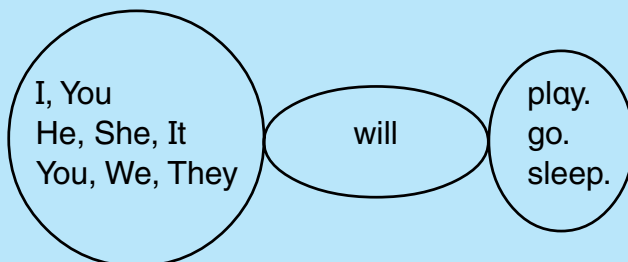
bookshop  
cloud  
next (Friday)  
physics  
plane  
sky  
soon  
sunny  
television  
the country  
train  
with (sth)

bring  
forget  
meet  
phone(v)  
post  
rain  
take  
will

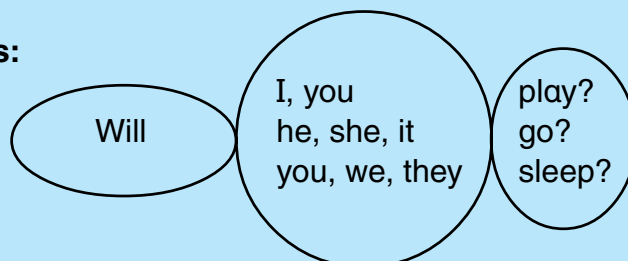
have a break  
have a test  
It may rain.

### Basic Structure

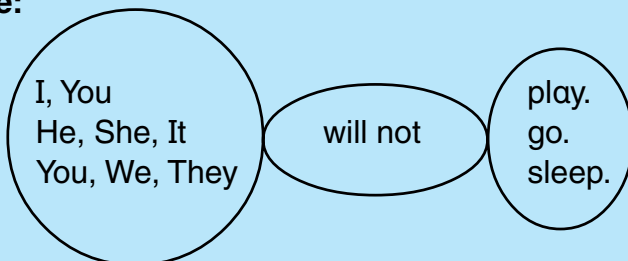
#### Statements:



#### Questions:



#### Negative:



**Contractions:** I will = I'll, He will = He'll ....  
will not = won't

**Comment:** **Will** is used for all persons to indicate a future action.  
May can be used instead of will to show possibility.

## REVIEW (3)

**A.** *These are the things Mr Amiri, the school teacher, did yesterday. He went to school. He did not stay at home, .....*



*Now look at the pictures above and give complete answers to the questions.*

### Questions

1. When did Mr Amiri wake up yesterday morning?  
.....
2. What did he do next?  
.....
3. Did he say his prayers after he woke up?  
No, he first .....
4. When did he have breakfast?  
.....
5. Did he eat before his prayers?  
.....
6. What did he do next?  
.....
7. Did he leave home at 7?  
.....
8. Did he go to school by taxi?  
.....
9. What time did he go into the class?  
.....

**B. Change the sentences into questions (Q) and then give answers (A). Follow the model.**

**Example:**

She finished all her work before lunch.

Q: Did she finish all her work after lunch? (after)

A: No, she didn't. She finished all her work before lunch.

1. I saw my friend at school yesterday.

Q: -----? (at home)

A: -----.

2. Ali and his father went to Mashhad last year.

Q: -----? (Tabriz)

A: -----.

3. Reza wrote a letter last week.

Q: -----? (Amir)

A: -----.

4. They visited Mr Karimi in a restaurant yesterday.

Q: -----? (Mr Amini)

A: -----.

5. We practiced English at school yesterday.

Q: -----? (study Arabic)

A: -----.

**C. Answer these questions. Follow the model.**

**Model:**

Who was playing ping - pong at 10? (my brother)

My brother was playing ping - pong at 10.

1. Where was she studying in the morning? (in her room)

-----.

2. What were you doing in the afternoon? (watching TV)

-----.

3. What was he doing between 8 and 9? (write a letter)

-----.

4. Who was playing ping - pong at 10? (Ali and Reza)

-----.

5. Why were you sleeping at nine o'clock last night? (tired)

-----.

**D. Choose the correct answer:**

1. – Let's go to the park this afternoon.  
– Sorry. I ----- . I should be at home. My mom's sick.

a) can't	c) don't
b) shouldn't	d) may not
2. – Tony, you were not at school yesterday. -----were you?  
– I was in bed.

a) What	c) Where
b) Why	d) How
3. – How does she drive?  
– Oh, she drives very -----! She had a bad accident last week.

a) easily	c) beautifully
b) carelessly	d) carefully
4. – Who are Ali's brother and sister?  
– I don't know -----.

a) him	c) Ali's
b) her	d) them
5. – What did you do on Friday?  
– I -----my room.

a) clean	c) was cleaning
b) am cleaning	d) cleaned
6. – What was she doing yesterday morning?  
– She ----- breakfast.

a) makes	c) is making
b) was making	d) made
7. Mother: What are you doing, Ahmad?  
Ahmad: I'm reading a story book.  
Mother: Oh, no. ----- your homework first.

a) You may do	c) May you do
b) You should do	d) Should you do

**E.** *Put these words in their correct order.*

1. the glass / there / some / is / water / in.
2. go / last Friday / you / where / did?
3. him / the dictionary / gave / I / ago / two days.
4. a newspaper / between / reading / I / was / 7 and 8.
5. you / doing / in the morning / what / were?
6. study / should / the afternoon / you / in / your lessons.
7. can / well / speak / we / English.
8. my hands / wash / where / I / can?
9. leave / we / at 8 / home / will / tomorrow morning.
10. always / she / her homework / carefully / does.

**F. Answer the following questions.**

1. What is your name?
2. How many brothers and sisters do you have?
3. Is there a library in your school?
4. Who is your English teacher?
5. Where do you live?
6. Do you write your homework carefully?
7. Do you usually go to school by bus?
8. What do you see in your classroom?
9. What time do you go to school?
10. What did you do yesterday?
11. What will you do tomorrow?
12. Do you like your English class?

**G. Look at the pictures and then put the right endings after the beginnings.**



**Beginnings**

1. The students aren't
2. Mr Hamidi is
3. There are some numbers
4. There aren't many hats
5. There are a few chairs
6. There are many books

**Endings**

- on the blackboard.
- in the shop window.
- in the classroom.
- in the room.
- on the desk.
- in his car.

## H. Vocabulary Practice

1. Look at the pictures and guess the words. Join each picture to its word with a line.



1. p \_ \_ \_ \_



7. r \_ \_ \_ \_



2. d \_ \_ \_ \_



8. d \_ \_ \_ \_ \_



3. t \_ \_ \_ \_



9. n \_ \_ \_ \_ \_



4. r \_ \_ \_ \_



10. g \_ \_ \_ \_



5. o \_ \_ \_ \_ \_



11. t \_ \_ \_ \_



6. b \_ \_ \_



12. w \_ \_ \_ \_

2. Put a circle round the correct word.

- |                         |                                      |
|-------------------------|--------------------------------------|
| 1. He is eating a (n)   | fork.<br>plate.<br>apple.            |
| 2. We write on a        | pen.<br>blackboard.<br>desk.         |
| 3. That large book is a | dictionary.<br>newspaper.<br>letter. |

- |                               |                                    |
|-------------------------------|------------------------------------|
| 4. We have apple trees in our | bookstore.<br>kitchen.<br>garden.  |
| 5. Thursday comes after       | Wednesday.<br>Monday.<br>Friday.   |
| 6. Saturday comes before      | Monday.<br>Sunday.<br>Thursday.    |
| 7. Boys don't put on          | shirts.<br>shoes.<br>scarfs.       |
| 8. My sister is               | hard.<br>tall.<br>long.            |
| 9. My father reads a          | newspaper.<br>picture.<br>program. |
| 10. He puts on his            | jacket.<br>paper.<br>gun.          |

**3. What am I? Guess my name.**

1. I'm not water. I'm white, you drink me. ....
2. You eat me every day. You eat me with cheese or butter. ....
3. I'm your father's brother. ....
4. I'm in your house. You watch me, but I can't watch you. ....
5. I'm your second house. Keep me clean. ....
6. You write on me with a pen or a pencil. I'm not black. I'm usually white. ....
7. You see me in the streets. I have wheels. You give money to my driver. ....
8. I'm your mother's sister. ....
9. I go to school with you. Sometimes I'm in your hand. Sometimes I'm on your back. Sometimes I'm in your desk. ....
10. I can't talk, but I can teach you many things. I'm your best friend. ....

**New Words and Expressions**

back  
best  
bookstore  
keep (clean)  
second



## Key to Phonetic Symbols

### Vowels and diphthongs

1	i:	as in	<b>see</b> /si:/	11	ɜ:	as in	<b>fur</b> /fɜ:(r)/
2	ɪ	as in	<b>sit</b> /sɪt/	12	ə	as in	<b>ago</b> /ə'gəʊ/
3	e	as in	<b>ten</b> /ten/	13	eɪ	as in	<b>page</b> /peɪdʒ/
4	æ	as in	<b>hat</b> /hæt/	14	əʊ	as in	<b>home</b> /həʊm/
5	ɑ:	as in	<b>arm</b> /ɑ:m/	15	aɪ	as in	<b>five</b> /faɪv/
6	ɒ	as in	<b>got</b> /gɒt/	16	aʊ	as in	<b>now</b> /naʊ/
7	ɔ:	as in	<b>saw</b> /sɔ:/	17	ɔɪ	as in	<b>join</b> /dʒɔɪn/
8	ʊ	as in	<b>put</b> /pʊt/	18	ɪə	as in	<b>near</b> /nɪə(r)/
9	u:	as in	<b>too</b> /tu:/	19	eə	as in	<b>hair</b> /heə(r)/
10	.	as in	<b>cup</b> /k. p/	20	ʊə	as in	<b>pure</b> /pjʊə(r)/

### Consonants

1	p	as in	<b>pen</b> /pen/	13	s	as in	<b>so</b> /səʊ/
2	b	as in	<b>bad</b> /bæd/	14	z	as in	<b>zoo</b> /zu:/
3	t	as in	<b>tea</b> /ti:/	15	ʃ	as in	<b>she</b> /ʃi:/
4	d	as in	<b>did</b> /dɪd/	16	ʒ	as in	<b>vision</b> /'vɪʒn/
5	k	as in	<b>cat</b> /kæt/	17	h	as in	<b>how</b> /haʊ/
6	g	as in	<b>got</b> /gɒt/	18	m	as in	<b>man</b> /mæn/
7	tʃ	as in	<b>chin</b> /tʃɪn/	19	n	as in	<b>no</b> /nəʊ/
8	dʒ	as in	<b>June</b> /dʒu:n/	20	ŋ	as in	<b>sing</b> /sɪŋ/
9	f	as in	<b>fall</b> /fɔ:l/	21	l	as in	<b>leg</b> /leg/
10	v	as in	<b>voice</b> /vɔɪs/	22	r	as in	<b>red</b> /red/
11	θ	as in	<b>thin</b> /θɪn/	23	j	as in	<b>yes</b> /jes/
12	ð	as in	<b>then</b> /ðen/	24	w	as in	<b>wet</b> /wet/

/ ' / represents *primary stress* as in **about** /ə'baut/

/ ' / represents *secondary stress* as in **academic** /,æke'demɪk/

## Irregular Verbs

### Present

be (am, is, are)  
begin  
break  
bring  
buy  
come  
do/does  
drink  
drive  
eat  
feel  
forget  
get  
give  
go  
have/has  
keep  
know  
learn  
leave  
make  
meet  
put  
read  
ride  
run  
say  
see  
shut  
sit  
sleep  
speak  
spend  
swim  
take  
teach  
think  
wake up  
write

### Past

was / were  
began  
broke  
brought  
bought  
came  
did  
drank  
drove  
ate  
felt  
forgot  
got  
gave  
went  
had  
kept  
knew  
learnt(learned)  
left  
made  
met  
put  
read  
rode  
ran  
said  
saw  
shut  
sat  
slept  
spoke  
spent  
swam  
took  
taught  
thought  
woke up  
wrote

# Word List

## A

<b>accident</b> /'æksɪdənt/	(8)	تصادف
<b>airplane</b> /'eəpleɪn/	(5)	هواپیما
<b>a few</b> /ə fju:/	(3)	تعداد کمی
<b>a few minutes later</b>	(4)	چند دقیقه بعد
<b>Africa</b> /'æfrɪkə/	(3)	آفریقا
<b>after</b> /'ɑ:ftə (r) <b>US:</b> 'æf-/	(2)	بعد از
<b>afternoon</b> /'ɑ:ftə'nu:n/	(3)	بعد از ظهر
<b>ago</b> /ə'gəʊ/	(4)	قبل، پیش
<b>a little</b> /ə 'lɪtl/	(3)	مقدار کمی
<b>a lot (of)</b>	(2)	تعداد یا مقدار زیادی
<b>always</b> /'ɔ:lweɪz/	(2)	همیشه
<b>animal</b> /'ænɪml/	(3)	حیوان
<b>answer</b> /'ɑ:nse (r) <b>US:</b> 'æn-/	(2)	جواب (دادن)
<b>any</b> /'eni/	(6)	هیچ، اصلاً
<b>Arabic</b> /'æərəbɪk/	(8)	(زبان) عربی
<b>arrive</b> /ə'raɪv/	(4)	رسیدن
<b>ask</b> /ɑ:sk <b>US:</b> æsk/	(4)	سؤال کردن، پرسیدن
<b>at this time</b>	(6)	در این زمان، حالا
<b>aunt</b> /ɑ:nt <b>US:</b> ænt/	(5)	عمه، خاله

## B

<b>back</b> /bæk/	(R.L.3)	پشت
<b>badly</b> /'bædli/	(8)	به طور بد
<b>baker's</b> /'beɪkə(r)z/	(6)	مغازه نانوايي
<b>bank</b> /bæŋk/	(6)	بانک
<b>be in a hurry</b>	(8)	عجله داشتن
<b>be in time</b>	(7)	به موقع در جایی بودن
<b>because</b> /bɪ'kɒz/	(6)	زیرا
<b>before</b> /bɪ'fɔ:(r)/	(R.2)	قبل از
<b>beautiful</b> /'bju:tɪfl/	(1)	قشنگ، زیبا
<b>best</b> /best/	(R.L.3)	بهترین
<b>between</b> /brɪ'twi:n/	(6)	بین
<b>big</b> /bɪg/	(1)	بزرگ
<b>bookcase</b> /'bʊkkeɪs/	(3)	قفسه‌ی کتاب
<b>bookshop</b> /'bʊkʃɒp/	(9)	مغازه کتابفروشی
<b>bookstore</b> /'bʊkstɔ:(r)/	(6)	مغازه کتابفروشی
<b>bread</b> /bred/	(3)	نان
<b>break (v)</b> /breɪk/	(5)	شکستن
<b>break (n)</b> /breɪk/	(7)	وقت استراحت

<b>bring</b> /brɪŋ/	(9)	آوردن
<b>bus - stop</b> /'bʌs stɒp/	(1)	ایستگاه اتوبوس
<b>busy</b> /'bɪzi/	(8)	پرمشغله
<b>butcher's</b> /'bʊtʃə(r)z/	(6)	مغازه قصابی
<b>butter</b> /'bʌtə(r)/	(3)	کره
<b>buy</b> /baɪ/	(2)	خریدن

## C

<b>cake</b> /keɪk/	(5)	کیک
<b>call</b> /'kɔ:l/	(7)	تلفن کردن
<b>camel</b> /'kæml/	(3)	شتر
<b>can</b> /kæn/	(7)	توانستن
<b>Can I help you?</b>	(3)	می‌توانم کمکتان کنم؟
<b>careful</b> /'keəfl/	(8)	با دقت، با احتیاط
<b>carefully</b> /'keəflɪ/	(8)	با دقت، با احتیاط
<b>careless</b> /'keəls/	(8)	بی دقت، بی توجه
<b>carelessly</b> /'keəlsli/	(8)	با بی دقتی، با بی احتیاطی
<b>cartoon</b> /kɑ:'tu:n/	(4)	فیلم، کارتون
<b>center</b> /'sentə(r)/	(6)	مرکز
<b>cheap</b> /tʃi:p/	(7)	ارزان
<b>cheese</b> /tʃi:z/	(3)	پنیر
<b>city</b> /'sɪti/	(8)	شهر
<b>clean</b> /kli:n/	(3)	تمیز
<b>closet</b> /'kloʊzɪt/	(3)	کمد دیواری، گنجی
<b>cloud</b> /klaʊd/	(9)	ابر
<b>coffee</b> /'kɒfi/	(R.2)	قهوه
<b>comb</b> /kəʊm/ (v)	(R.L.2)	شانه زدن، شانه کردن
<b>come back</b>	(7)	برگشتن
<b>come from .....</b>	(3)	متعلق به جایی بودن، اهل ... بودن
<b>cook (v)</b> /kʊk/	(3)	پختن
<b>cross</b> /krɒs <b>US:</b> krɒ:s/	(7)	عبور کردن از

## D

<b>dad</b> /dæd/	(R.2)	بابا
<b>dear</b> /dɪə(r)/	(2)	عزیز
<b>dictionary</b> /'dɪkʃənri/	(5)	فرهنگ لغت
<b>different</b> /'dɪfrənt/	(2)	مختلف
<b>difficult</b> /'dɪfɪkəlt/	(8)	مشکل، سخت
<b>dinner</b> /'dɪnə(r)/	(2)	شام
<b>dirty</b> /'dɜ:ti/	(6)	کثیف

<b>dish</b> /dɪʃ/	(R.2)	ظرف
<b>do...homework</b>	(R.1)	انجام دادن تکلیف
<b>drive</b> /draɪv/	(7)	رانندگی کردن
<b>driver</b> /'draɪvə(r)/	(8)	راننده

## E

<b>each</b> /i: tʃ/	(5)	هر
<b>early</b> /ɜ:li/	(R.2)	زود
<b>easy</b> /i:zi/	(1)	آسان
<b>easily</b> /i:zɪli/	(8)	به آسانی
<b>enjoy</b> /ɪn'dʒɔɪ/	(4)	لذت بردن از
<b>eraser</b> /ɪ'reɪzə(r)/	(1)	مداد پاک‌کن
<b>everybody</b> /'evrɪbɒdɪ/	(7)	همه کس، هرکس
<b>everything</b> /'evrɪθɪŋ/	(R.2)	همه چیز
<b>ever</b> /'evə (r)/	(4)	هیچگاه، هیچ‌وقت
<b>expensive</b> /ɪk'spensɪv/	(7)	گران

## F

<b>famous</b> /'feɪməs /	(2)	مشهور
<b>fast</b> /fɑ:st US: fæst /	(8)	سریع، بسرعة
<b>fat</b> /fæt/	(1)	چاق
<b>Fifteen years old.</b>	(1)	پانزده ساله.
<b>film</b> /fɪlm/	(5)	فیلم
<b>finish</b> /'fɪnɪʃ/	(4)	تمام کردن
<b>first</b> /fɜ:st /	(3)	اول، اولین
<b>fish and chips</b>	(6)	ماهی و چیپس
<b>flower</b> /'flaʊə(r)/	(2)	گل
<b>food</b> /fu:d/	(3)	غذا
<b>forget</b> /fə'get /	(9)	فراموش کردن
<b>forest</b> /'fɒrɪst /	(4)	جنگل
<b>French</b> /frentʃ/	(7)	(زبان) فرانسه
<b>free time</b>	(8)	وقت آزاد
<b>from</b> /frɒm; strong form: frɒm/	(2)	از
<b>fruit</b> /fru:t /	(6)	میوه

## G

<b>game</b> /geɪm/	(7)	بازی، مسابقه
<b>garden</b> /'gɑ:dn/	(1)	باغچه، باغ
<b>German</b> /'dʒɜ:mən/	(7)	(زبان) آلمانی
<b>get</b> /get/	(3)	تهیه کردن، گرفتن
<b>get</b> /get/	(5)	رسیدن
<b>get ready</b>	(3)	حاضر شدن، آماده شدن
<b>give</b> /gɪv/	(2)	دادن
<b>go shopping</b>	(R.L.2)	خرید کردن، برای خرید رفتن

<b>good</b> /gʊd/	(1)	خوب
<b>Good luck!</b> /gʊd lʌk/	(R.1)	موفق باشید!
<b>grade</b> /greɪd/	(5)	کلاس
<b>grandfather</b> /grænfɑ:ðə(r)/	(2)	پدربزرگ
<b>ground</b> /graʊnd/	(1)	زمین
<b>guess</b> /ges/	(R.L.3)	حدس زدن
<b>guest</b> /gest /	(3)	میهمان

## H

<b>half an hour</b>	(4)	نیم ساعت
<b>handwriting</b> /'hændraɪtɪŋ/	(8)	دستخط
<b>hard (adv)</b>	(4)	بسخنی
<b>hard (adj)</b> /hɑ:d/	(1)	سخت، مشکل
<b>hard worker</b>	(8)	کارگر سخت‌کوش
<b>have a break</b>	(9)	زنگ تفریح داشتن
<b>have breakfast</b>	(6)	صبحانه خوردن
<b>have a difficult life</b>	(9)	زندگی مشکلی داشتن
<b>have a headache</b>	(7)	سر درد داشتن
<b>have a good time</b>	(5)	اوقات خوشی را گذراندن
<b>have an accident</b>	(9)	تصادف کردن
<b>have a test</b>	(9)	امتحان دادن
<b>heavy</b> /'hevi/	(8)	سنگین
<b>heavy traffic</b>	(8)	ترافیک سنگین
<b>help</b> /help/	(2)	کمک کردن به
<b>her</b> /hɜ:/	(2)	به او، او را (مؤنث)
<b>him</b> /hɪm/	(2)	به او، او را (مذکر)
<b>holy</b> /'həʊli /	(5)	مقدس
<b>horse</b> /hɔ:s/	(3)	اسب
<b>hot</b> /hɒt/	(R.2)	گرم، داغ
<b>hotel</b> /həʊ'tel/	(R.2)	هتل
<b>... hours ago</b>	(4)	... ساعت قبل
<b>hospital</b> /'hɒspɪtl/	(8)	بیمارستان
<b>how</b> /haʊ/	(6)	چطور
<b>how much?</b>	(1)	چقدر؟ (در مورد قیمت)
<b>how much ...?</b>	(3)	چه مقدار ...؟
<b>how old .....?</b>	(1)	چند سال ...؟
<b>hungry</b> /'hʌŋɡri/	(6)	گرسنه
<b>hurry</b> /'hʌri/	(8)	عجله

## I

<b>ice - cream</b> /aɪs'kri:m/	(1)	بستنی
<b>in a hurry</b>	(8)	با عجله
<b>in time</b>	(7)	سر وقت، به موقع
<b>It may rain.</b>	(9)	ممکن است باران بیاید.
<b>I see.</b>	(R.1)	می‌دانم، می‌فهمم.

<b>J</b>				<b>next (Friday)</b> /nekst/ (9)	(جمعه‌ی) بعد / آینده
<b>job</b> /dʒɒb/ (5)	کار، شغل	<b>new</b> /nju: US: nu:/ (1)	جدید، نو	<b>news</b> /nju:z/ (4)	اخبار
<b>just</b> /dʒʌst/ (3)	فقط	<b>nice</b> /naɪs/ (2)	خوب	<b>Not too bad.</b> (5)	بد نیستم.
<b>K</b>				<b>O</b>	
<b>keep... (clean)</b> /ki:p/ (R.L.3)	(تمیز) نگهداشتن	<b>of course</b> (7)	البته	<b>often</b> /'ɒfn US: 'ɔ:fn/ (2)	اغلب
<b>kilo</b> /'ki:ləʊ/ (3)	کیلو	<b>old</b> /əʊld/ (1)	پیر، کهنه	<b>on the way (to)</b> (6)	در راه
<b>kind (adj)</b> /kaɪnd/ (2)	مهربان	<b>onion</b> /'ʌnɪən/ (6)	پیاز	<b>open (adj)</b> /'əʊpən / (4)	باز
<b>kitchen</b> /'kɪtʃɪn/ (3)	آشپزخانه	<b>other</b> /'ʌðə(r)/ (6)	دیگر		
<b>know</b> /nəʊ/ (1)	دانستن، شناختن			<b>P</b>	
<b>L</b>				<b>paper</b> /'peɪpə(r)/ (6)	کاغذ
<b>large</b> /la:dʒ/ (1)	بزرگ	<b>parent</b> /'peərənt/ (5)	پدر یا مادر	<b>part</b> /pɑ:t/ (5)	قسمت، بخش
<b>learn</b> /lɜ:n/ (2)	یاد گرفتن	<b>peach</b> /pi:tʃ/ (6)	هلو	<b>people</b> /'pi:pl/ (1)	مردم، افراد
<b>leg (of the table)</b> (1)	پایه (میز)	<b>perhaps</b> /pə'hæps/ (1)	شاید	<b>phone (n)</b> /fəʊn/ (7)	تلفن
<b>Let's go.</b> (3)	بیایم.	<b>phone (v)</b> /fəʊn/ (9)	تلفن زدن، تلفن کردن	<b>physics</b> /'fɪzɪks/ (9)	فیزیک
<b>life</b> /laɪf/ (8)	زندگی	<b>place</b> /pleɪs/ (5)	جا، محل، مکان	<b>plane</b> /pleɪn/ (9)	هواپیما
<b>like</b> /laɪk/ (R.L.1)	دوست داشتن	<b>player</b> /'pleɪə(r)/ (8)	بازیکن	<b>post (v)</b> /pəʊst/ (9)	پست کردن
<b>like</b> (1)	شبیه، مانند	<b>potato</b> /pə'tetəʊ/ (6)	سیب‌زمینی	<b>prayers</b> /'preə(r)z/ (7)	نماز
<b>lion</b> /'laɪən/ (3)	شیر	<b>problem</b> /'prɒbləm/ (8)	مسئله، مشکل	<b>programme</b> /'prəʊgræm/ (4)	برنامه
<b>long</b> /lɒŋ/ (1)	دراز	<b>put</b> /pʊt/ (2)	گذاشتن		
<b>look like</b> (1)	شبیه بودن			<b>Q</b>	
<b>M</b>				<b>question</b> /'kwɛstʃən/ (2)	سؤال، پرسش
<b>match (n)</b> /mætʃ/ (7)	مسابقه	<b>quick</b> /kwɪk/ (8)	سریع	<b>quickly</b> /'kwɪkli/ (8)	به سرعت
<b>may</b> /meɪ/ (7)	ممکن است			<b>R</b>	
<b>May I help you?</b> (1)	می‌توانم کمکتان کنم؟			<b>rain (v)</b> /reɪn/ (9)	باران باریدن
<b>me</b> /mi:/ (2)	به من، مرا			<b>reader</b> /ri:də(r)/ (8)	خواننده
<b>meat</b> /mi:t / (3)	گوشت				
<b>meet</b> /mi:t / (9)	ملاقات کردن				
<b>men</b> /men/ (3)	مردها				
<b>milk</b> /mɪlk/ (3)	شیر				
<b>minute</b> /'mɪnɪt/ (4)	دقیقه				
<b>money</b> /'mʌni/ (3)	پول				
<b>month</b> /mʌnθ/ (2)	ماه				
<b>morning</b> /'mɔ:nɪŋ/ (R.L.1)	صبح				
<b>much</b> /mʌtʃ/ (2)	زیاد				
<b>N</b>					
<b>near</b> /'nɪə(r)/ (1)	نزدیک				
<b>neighbour</b> /'neɪbə(r)/ (2)	همسایه				
<b>never</b> /'nevə(r)/ (2)	هیچوقت، هرگز				

<b>relative</b> /'relatɪv/	(8)	خویشاوند
<b>rest</b> /rest/	(4)	استراحت کردن
<b>restaurant</b> /'restɒrənt/	(2)	رستوران
<b>rice</b> /raɪs/	(3)	برنج
<b>ride</b> /raɪd/	(2)	راندن (دوچرخه، اسب، ...)
<b>river</b> /'rɪvə (r)/	(7)	رودخانه
<b>roof</b> /ru:f/	(1)	بشت بام
<b>run</b> /rʌn/	(8)	دویدن
<b>runner</b> /'rʌnə(r)/	(8)	دونده

## S

<b>sandwich</b> /'sænwɪdʒ US: - wɪtʃ/	(1)	ساندویچ
<b>say</b> /seɪ/	(2)	گفتن
<b>say hello to</b>	(4)	سلام کردن به
<b>sea</b> /si:/	(R.L.2)	دریا
<b>second</b> /'sekənd/	(R.L.3)	دومین، دوم
<b>several</b> /'sevrəl/	(2)	چندین
<b>shopper</b> /'ʃɒpə (r)/	(6)	خریدار
<b>shopping center</b>	(6)	مرکز خرید
<b>short</b> /ʃɔ:t/	(1)	کوتاه
<b>should</b> /ʃʊd/	(7)	باید
<b>show</b> /ʃəʊ/	(2)	نشان دادن
<b>shrine</b> /ʃraɪn/	(5)	آرامگاه، مقبره
<b>sir</b> /sɜ:(r)/	(7)	آقا
<b>sky</b> /skaɪ/	(9)	آسمان
<b>sleep</b> /sli:p/	(6)	خوابیدن
<b>slow</b> /sləʊ /	(8)	کند، آهسته
<b>slowly</b> /'sləʊli /	(8)	به کندی، به آهستگی
<b>small</b> /smɔ:l/	(1)	کوچک
<b>so</b> /səʊ/	(6)	بنابراین
<b>some</b> /sʌm/	(2)	تعدادی، مقداری، بعضی
<b>sometimes</b> /'sʌmtaɪmz/	(2)	گاهی اوقات
<b>soon</b> /su:n/	(9)	زود، بزودی
<b>speaker</b> /'spi:kə (r)/	(8)	گوینده، سخنران
<b>spend</b> /spend/	(8)	گذراندن
<b>stadium</b> /'steɪdɪəm/	(7)	ورزشگاه
<b>stay</b> /steɪ/	(5)	ماندن، اقامت کردن
<b>store</b> /stɔ:(r)/	(4)	فروشگاه، مغازه
<b>story book</b>	(1)	کتاب داستان
<b>summer</b> /'sʌmə (r)/	(5)	تابستان
<b>sunny</b> /'sʌni/	(9)	آفتابی
<b>sunrise</b> /'sʌnraɪz /	(5)	طلوع آفتاب
<b>sure</b> /ʃɔ:(r)/	(7)	مطمئن
<b>swim</b> /swɪm/	(7)	شنا کردن

## T

<b>take</b> /teɪk/	(9)	بُردن
<b>take off</b>	(7)	درآوردن (لباس)
<b>tall</b> /tɔ:l/	(1)	بلند قد
<b>television</b> /'telɪvɪʒn/	(9)	تلویزیون
<b>tennis</b> /'tenɪs/	(8)	بازی تنیس
<b>test</b> /test/	(4)	امتحان
<b>that</b> /ðæt/	(8)	که
<b>that one</b>	(1)	آن یکی
<b>the country</b>	(9)	بیلاق
<b>them</b> /ðəm/	(1)	به آن‌ها، آن‌ها را
<b>thin</b> /θɪn/	(1)	لاغر
<b>thing</b> /θɪŋ/	(1)	چیز، شیء
<b>think</b> /θɪŋk/	(8)	فکر کردن
<b>ticket</b> /'tɪkɪt/	(3)	بلیط
<b>tiger</b> /'taɪgə(r)/	(3)	ببر
<b>time</b> /taɪm/	(5)	دفعه
<b>toman</b> /tə'ma:n/	(3)	تومان
<b>town</b> /taʊn/	(8)	شهرستان
<b>traffic</b> /'træfɪk/	(8)	عبور و مرور
<b>train</b> /treɪn/	(9)	قطار
<b>turn on</b>	(7)	روشن کردن (رادیو، تلویزیون، چراغ)

## U

<b>uncle</b> /'ʌŋkl/	(3)	عمو، دایی
<b>us</b> /weak form: əs; strong form: ʌs/	(2)	به ما، ما را
<b>use (v)</b> /ju:z/	(7)	استفاده کردن از، به کار بردن
<b>usually</b> /'ju:ʒəli/	(2)	معمولاً

## V

<b>vegetable</b> /'vedʒtəbl/	(6)	سبزی (سیب‌زمینی، پیاز، کاهو، ...)
<b>visit</b> /'vɪzɪt/	(2)	دیدن کردن، ملاقات کردن
<b>visit (n)</b>	(5)	ملاقات، دیدن

## W

<b>wake up</b> /weɪk'ʌp/	(5)	بیدار شدن
<b>wait (for)</b> /weɪt /	(4)	منتظر ماندن
<b>walk in</b>	(4)	وارد شدن، داخل شدن

wallet /wɒlɪt /	(1)	کیف پول	word /wɜːd/	(8)	کلمه
water /'wɔːtə(r)/	(3)	آب	worker /'wɜːkə (r)/	(8)	کارگر
well /wel/	(5)	خوب، بخوبی	writer /'raɪtə (r)/	(8)	نویسنده
What does ... look like?	(1)	... چه شکلی است؟			
		ظاهر/ قیافه اش چگونه است؟			
What's the matter?	(7)	موضوع چیست؟			
wheel /wiːl/	(1)	چرخ	... years old	(3)	... ساله
when /wen US: hwen/	(8)	وقتی که	you /juː/	(2)	به شما، شما را
Why not?	(7)	چرا نه؟	young /jʌŋ/	(1)	جوان
will /wɪl/	(9)	فعل کمکی برای زمان آینده			
wild /waɪld/	(3)	وحشی			
with /wɪð/	(L.2)	با			
women /'wɪmɪn/	(3)	زن ها	zoo /zuː/	(3)	باغ وحش

# Y

# Z

معلمان محترم، صاحب نظران، دانش آموزان عزیز و اولیای آنان می توانند نظر اصلاحی خود را در باره مطالب  
 این کتاب از طریق نامه به نشانی تهران - صندوق پستی ۱۵۸۵۵/۳۶۳ - گروه دسی مربوط و یا پیام نگار (Email)  
 talif@talif.sch.ir ارسال نمایند.  
 دفتر تألیف کتاب های دسی ابتدایی و متوسط نظری





# Contents

Lesson	Topic	Structure	Read Aloud	Page
<b>Review of Book Two</b>				<b>2</b>
<b>Lesson One</b>	Ahmad's Wallet	Adjectives tall, long, ... Possessive Form "s" and "of" Ali's bag, the leg of the table	/əʊ/ old, open,....	<b>7</b>
<b>Lesson Two</b>	Our English Teacher	Object Pronouns me / you / her / him / us /them Adverbs of Frequency always, sometimes, usually	/ɪ/ , /aɪ/ baby by ready why	<b>16</b>
<b>Lesson Three</b>	How Much or How Many?	Quantity Expressions how many / how much/ a few      some a little      much         many         a lot of	/s/ face ,pencil, ... /k/ Arabic, picnic, ... class, doctor	<b>23</b>
<b>Lesson Four</b>	I enjoyed the cartoons.	Simple Past Tense Regular Verbs; (Question /Negative)	/ɪd/ needed,.... /d/ listened, traveled, ... /t/ asked, helped,...	<b>30</b>
<b>Review Exercises (2)</b>				<b>36</b>
<b>Lesson Five</b>	I saw him this morning.	Simple Past Tense Irregular Verbs (Question/ Negative)	/aʊ/ about, house, how, brown	<b>41</b>
<b>Lesson Six</b>	I was helping my mother.	Past Continuous (Question / Negative)	/ɪə/      /e/ near      ready dear      heavy	<b>48</b>
<b>Lesson Seven</b>	May I leave the classroom?	May for permission Can for ability Should for obligation (Negative / Question)	/dʒ/ large, page, ... /g/ big, dog, garden,...	<b>53</b>
<b>Lesson Eight</b>	He usually drives carefully.	Adverbs	/ʊ/ put, pull, book	<b>59</b>
<b>Lesson Nine</b>	We'll go next week.	Future Tense (Negative / Question)	/ə/ doctor farmer color teacher	<b>66</b>
<b>Review Exercises (3)</b>				<b>73</b>
<b>Key to Phonetic Symbols</b>				<b>79</b>
<b>Irregular Verbs</b>				<b>80</b>
<b>Word List</b>				<b>81-85</b>